

City of Danville Police Department



2013 Annual Report

City of Danville Police Department



An Accredited Agency Since
1999


Command Staff



***Colonel Philip A. Broadfoot
Chief of Police***



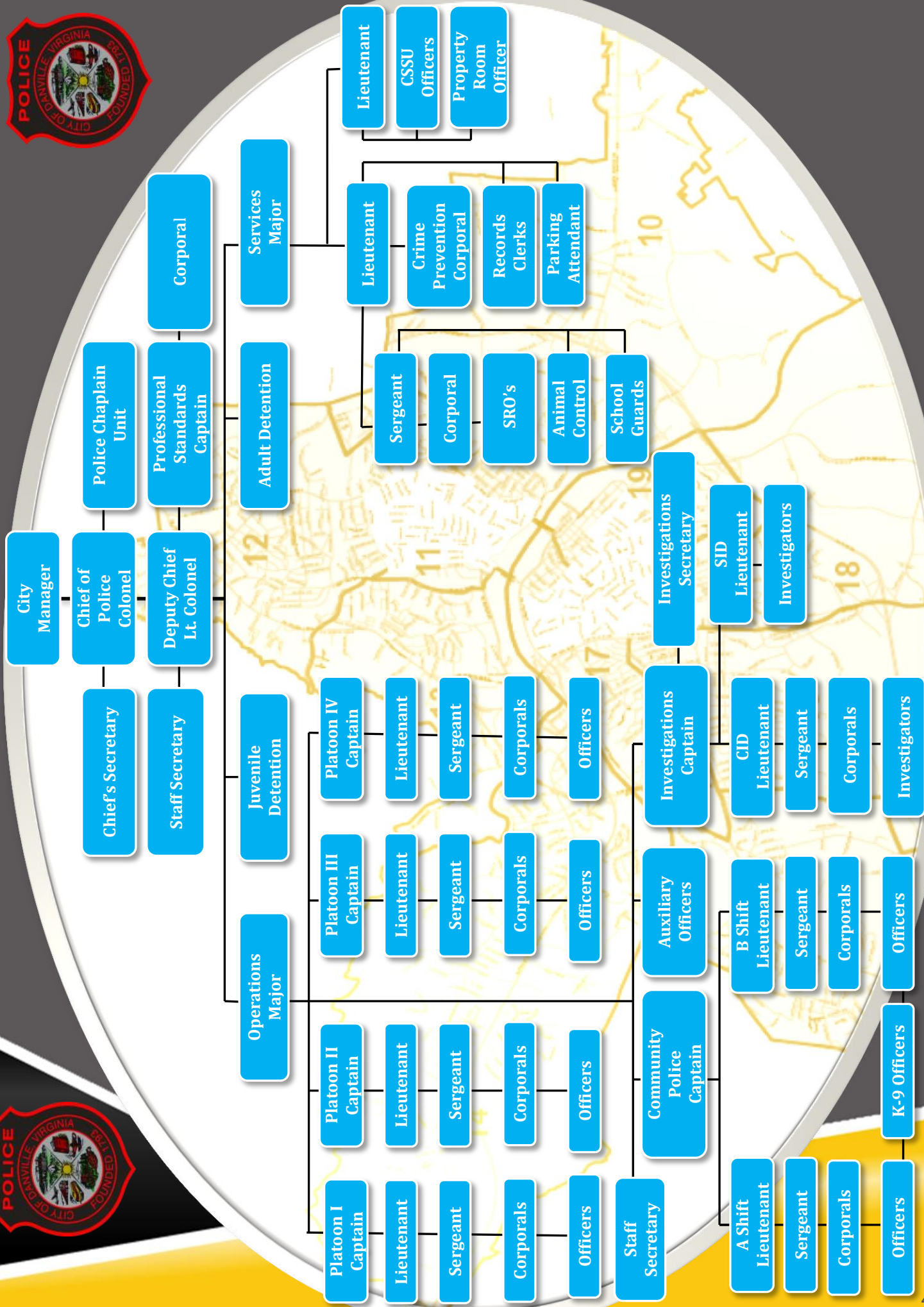
***Lt. Col. R. D. Hairston
Deputy Chief of Police***



***Major E. V. Burke
Operations Division Commander***



***Major C. K. Wiles
Services Division Commander***





From the
Desk of

Chief of
Police

Colonel
Philip A.
Broadfoot



The Danville Police Department is proud to present this report on our activities for 2013. This report not only provides detailed information and statistics on calls and crime, but it is also designed to provide a history of the Department for officers to read in the years to come. The members of the Department are proud of the job we do and thankful for the support we have received from the city manager and City Council.

The most significant achievement was the acquisition of the grant money necessary for the purchase of body worn cameras for the majority of the Department. The investment was significant, but the benefit is incalculable. Body worn cameras serve to bring out the best behavior in both the officer and the citizen. The design and purchase of a flag and coin were important steps in taking the esprit de corps of the Department to a higher level.

The 2013 year showed mixed results in our decade long decline in crime. Murder and rape stayed within normal ranges. Robbery and aggravated assault continued their downward trend. Despite focused Directed Patrol efforts to impact the numbers, burglary and larceny continued an upward trend. Vehicle crashes have declined significantly during the last ten years, but we have apparently reached a plateau as they inched back up in 2013. Speeding and driving on a suspended license continue to be the two most cited violations. Under the direction and determination of Captain Dennis Haley, we had good success in solving several cold murder cases and bringing the murderers to trial.

We look forward in serving you in the new year!

Public Safety Information Systems

2012 was the first full year of service for the Department's new records management system. Department members quickly learned to use the new system and fully realized the significance of the upgrade as efficiency in documentation began to improve. Major improvements include an enhanced ability to search for information within and across the various system modules, the linking of related records to a common case number across different system modules, and the ability to create summary documents and reports for use in information-led-policing efforts. Although not completed this year, work continued on several projects to include the implementation of an electronic summons system that will allow for printing of the Virginia Uniform Summons in the field and subsequent electronic submission to Records and the Virginia Supreme Court as well as the Police 2 Citizen web site.

Body Worn Cameras

In the middle of 2013, the Office of the Attorney General (OAG) of Virginia made Asset Forfeiture Funds from the Abbott Laboratories case available to state and local law enforcement agencies to be spent for a law enforcement purpose. The OAG solicited grant-style applications for a one time transfer of funds to be used to prevent and deter crime and to improve the functioning of the criminal justice system. Recognizing the tremendous success of the body worn cameras (BWCs) used by the Community Police Street Crimes Unit, the Department submitted an application for funds to fully outfit most all members of the department with BWCs and associated user licenses along with evidentiary data storage and management. The Department received notice of award in late 2013 of a one time transfer in the amount of \$169,593 to be used to fund the BWC project. This project is scheduled to begin in 2014.

Virginia Criminal Information System (VCIN) Audit

A scheduled audit of the Department's entries into VCIN was undertaken by the Virginia State Police. These audits are performed to ensure entries for wanted persons, missing persons, stolen vehicle and articles are correct and have supporting documentations. Overall the Department performed well on the audit.

New Equipment and Software

Numerous pieces of new equipment were put into service during the year. These include new mobile surveillance equipment, new Live-Scan fingerprinting systems in the jail and Juvenile Detention, replacement laser sights for SWAT weapons, and a Face2Face iPad system for Crime Prevention to use to capture and visualize the effects of methamphetamine use.

Records Office Before Renovations



Records Office Renovation

A much anticipated and needed renovation of the Records Office was commissioned. The office was temporarily relocated to the police roll call room, leaving records clerks on a rotating schedule assigned to the patrol office to field citizen requests for service. The majority of the funds for renovation were provided from the asset seizure fund. Seized assets are a direct result of criminal drug cases where property or monetary funds are seized and awarded to the jurisdiction after the case has been adjudicated by the courts. The majority of the renovations were performed by inmate labor. The labor was supplied through an outreach program developed by the Adult Detention Division of the Danville Police Department as part of their Workforce Training Initiative. This program has saved Danville taxpayers thousands of dollars while teaching valuable work skills to incarcerated misdemeanants that will be useful upon completion of their sentences as they re-enter the local work force.



Temporary Records Office

Records Office Renovations



Records Office After Renovations

2013 - The Year in Review

Department Flag

The Danville Police Department takes pride in its responsibility to protect and serve our community. This year two traditional symbols of law enforcement agencies were developed for the Department. Corporal Jamie High led the design of a new department flag which would be proudly displayed in the police department and carried by our Honor Guard. The design that was chosen used the full color Danville Police Department uniform patch as a centerpiece on a black field trimmed in gold fringe with “City of Danville” across the top and “Police Department” on the bottom.

Department Challenge Coin

Sergeant Keith Thompson led the design of a new department challenge coin, which in recent years has become a strong tradition among law enforcement agencies. Challenge coins are often exchanged between members of law enforcement agencies as a symbol of pride in the organization and unity with fellow officers. Each side of the coin features one of the two primary identifying insignia of a Danville Police Officer- the badge and uniform patch. The badge-side of the coin features our motto Deeds Not Words along the top edge and the statements Respect, Integrity, Dedication, and Excellence along the bottom.





Danville Police Department Flag



Danville Police Department Challenge Coin

Directed Patrol Techniques

Community Police

The front lines of public safety services to our community often are the highly visible officers of the Patrol Division and the detectives assigned to investigate major crimes. Even with a population drop over the past few years, calls for service have remained constant as have the public's expectations of police services. As a result, patrol officers frequently operate in response mode, leaving less time for proactive policing.

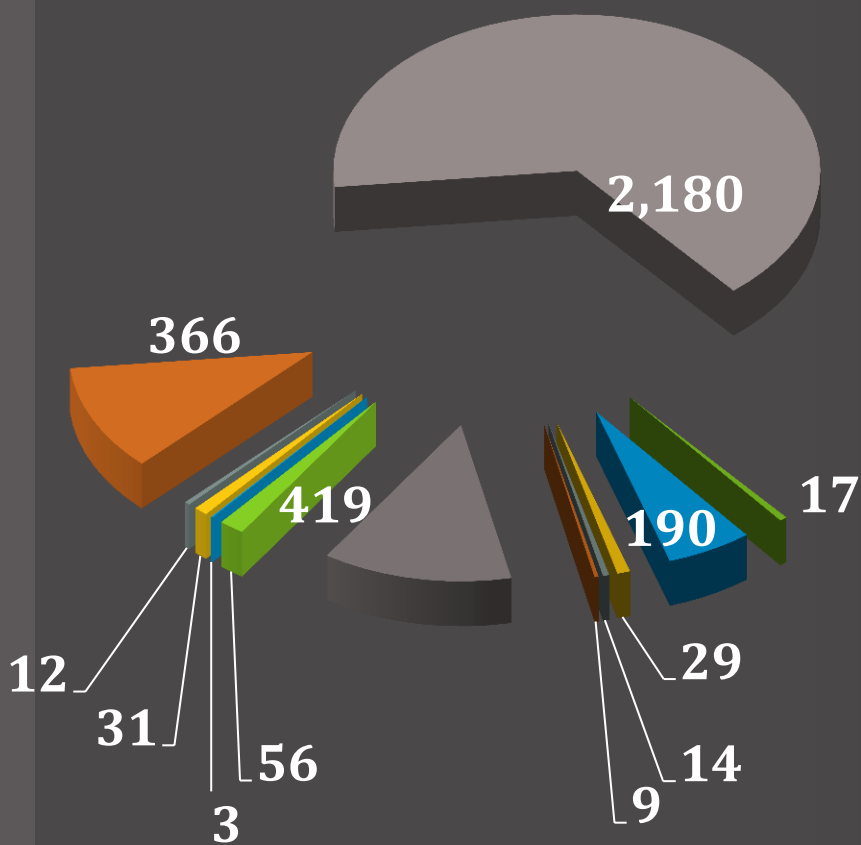
In 2012, the Street Crimes Unit became one of the main functions of Danville Police Department's Community Police section. First put into service as a temporary unit in late 2010 and working through most of 2011, the original Street Crimes Unit's mission was to focus intense, proactive patrols within a small geographic area of the City with a disproportionately high level of violent crime. The success of this technique in that particular area allowed the unit to expand to other areas in the City that were experiencing high amounts of criminal activity.

The Community Police section built on the success of the smaller unit, allowing for continued and enhanced support of this successful patrol technique. The Community Police section will continue to be flexible in adapting to meet the needs of the department and the community.



Directed Patrol Techniques

Community Police Street Crimes Unit



- Domestic A & B - 17
- Alcohol Violations + Drunk in Public - 190
- Assault & Battery - 29
- Weapons Violations - 14
- Burglary - 9
- Drugs / Narcotics - 419
- DUI - 56
- Robbery - 3
- Trespassing - 31
- Warrant Service for Other Agency - 12
- All Other Criminal Offenses - 366
- Traffic Citations - 2,180



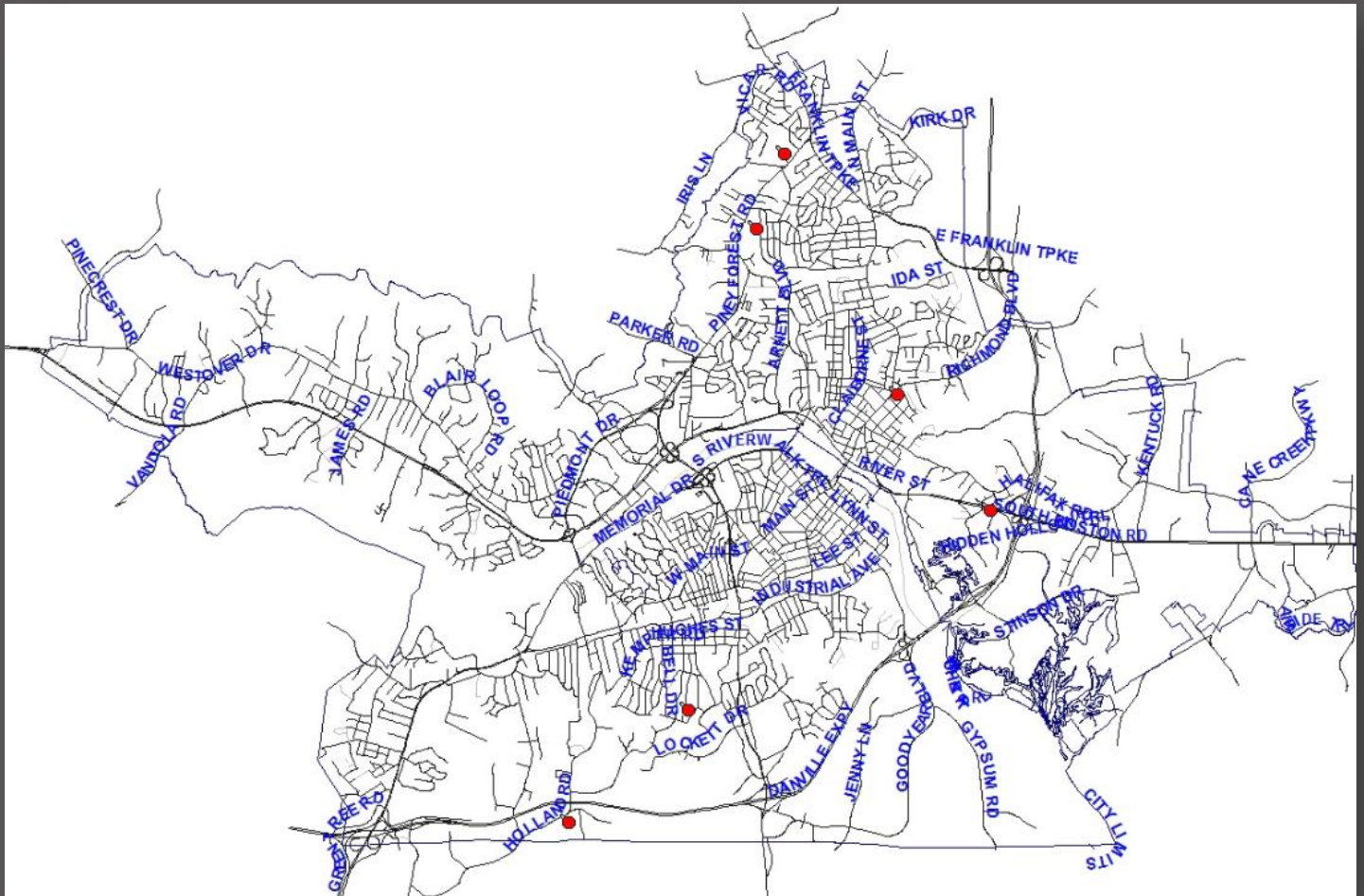
Grants for Fiscal Year 2013 / 2014

- **Speed Selective Enforcement Grant: \$7,424**: Virginia DMV pass through from the U.S. Department of Transportation National Highway Traffic Safety Office, selective enforcement pay and equipment purchase
- **Alcohol Selective Enforcement Grant: \$12,732**: Virginia DMV pass through from the U.S. Department of Transportation National Highway Traffic Safety Office, selective enforcement pay
- **Regional Occupant Protection Selective Enforcement Grant: \$6,000**; Virginia DMV pass through from the U.S. Department of Transportation National Highway Traffic Safety Office, selective enforcement pay
- **U.S. Department of Justice, Edward Byrne Memorial Justice Assistance Grant: \$22,150**: For the purchase and installation of wireless communications equipment in patrol vehicles
- **State Homeland Security Program Grant: \$16,506**: For required maintenance on LInX regional information sharing system, automated license plate readers, and CBRN SCBA equipment
- **Attorney General of Virginia Asset Forfeiture Grant: \$169,593**: Used to purchase additional body worn cameras

2013 Homicide Re-Cap



2013 Homicide Re-Cap



of Offenses



2013 Homicide Re-Cap

February 2, 2013

Officers responded to the 600 block of Holland Rd for a report of a victim lying in a driveway. The male victim appeared to be suffering from a gunshot wound to his left side. The victim, later identified as Arturo Alimilcar Cadena-Alfaro, was transported to the Danville Regional Medical Center Emergency Department for treatment but died shortly after arrival. The Investigators have spent countless hours on this case developing and following leads. Currently this case is still active and will continue to be investigated as additional information becomes available.

March 15, 2013

Officers responded to the 1200 block of North Main St. in reference to a possible shooting. Upon arrival officers located the body of a male victim lying in an apartment suffering from multiple gunshot wounds. The victim, later identified as Joey Williams died at the scene. Multiple residents and acquaintances were interviewed in an effort to develop either a motive or a suspect, but with very little success. The investigation will remain active pending additional information.



2013 Homicide Re-Cap

April 19, 2013

Officers responded to the 1300 block of Piney Forest Rd in reference to an unresponsive infant. During the investigation it was learned that the victim, Alphonza Obrian Fuller III age 2 months, had suffered from blunt force trauma and had sustained multiple rib fractures in addition to bleeding on the brain. The child's mother, Michelle Lynn Pruitt, was indicted on two counts of child abuse and neglect and one count of murder. Later in the year, Pruitt plead guilty to the charges and was sentenced in early 2014 to 22 years incarceration for her crimes.

September 30, 2013

Officers responded to Danville Regional Medical Center in reference to a stabbing. Upon arrival it was learned that the victim, Gilmore Cowan had been stabbed multiple times while leaving work at the Pure Gas Station located on South Boston Rd. Cowan and his girlfriend, who had arrived to pick him up from work, were confronted by two subjects wearing masks. One of the subjects stabbed Cowan repeatedly while he was attempting to close the front door of the car he was in. After a long and tedious investigation with literally hundreds of man hours invested, Harry J. Gladmon was charged with the murder. Gladmon is currently incarcerated and awaiting trial on his charges.



2013 Homicide Re-Cap



October 15, 2013

Officers responded to the 800 block of Edmonds St in reference to a home invasion / assault call. The complainant reported that she had awakened to loud banging and yelling, looked out, and noticed her neighbor's door standing open. She went next door to check on her neighbor and was pulled in to the house by a subject who demanded to know where his money was. The two residents of the dwelling were also beaten and sustained multiple injuries during the incident. Victim Charles Donald Earles later died as a result of severe head trauma from the beating sustained at the hands of his attackers. The investigation later revealed that the victim had been beaten with a pistol during the attack. As a result of the investigation Tony Spivey and Robert Warner were charged in connection with the incident and later plead guilty to first degree murder.

2013 Homicide Re-Cap

November 9, 2013

Officers responded to the 1000 block of Piney Forest Rd in reference to a reported shots fired call with a possible unresponsive victim. Upon arrival, officers located and later identified Antwan Lamontah George Rucker lying in the open door of a parked automobile. Rucker died at the scene. This case is still classified as open / active and the investigation continues as new pieces of information become available.




Homicide / Cold Case Profile

August 5, 2011

At approximately 3:17 a.m. Dispatch received a call in reference to a body in the grassy area on the side of the road on Kirk Drive, two-tenths of a mile north of Seminole Trail. The victim, later identified as Thomas Wilson, had been struck by a vehicle. This Hit and Run case remains under investigation at this time.

November 6, 2011

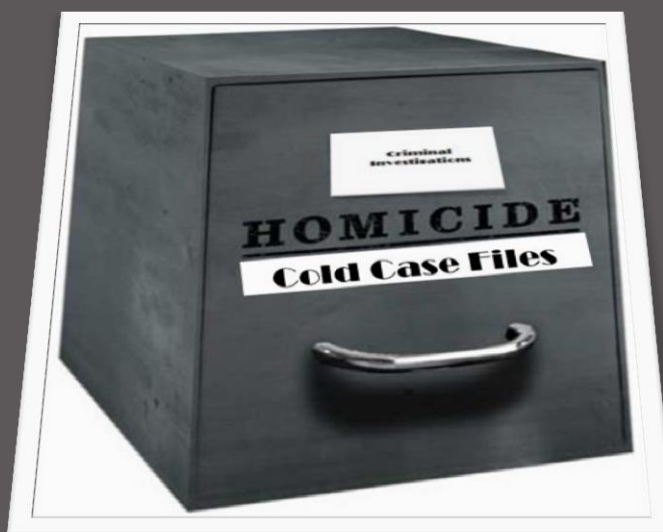
At approximately 6:48 p.m. officers responded to reports of shots fired on Edmonds Street. A male victim, later identified as Cordero L. Walker, was found lying on the ground beside 615 Edmonds Street suffering from multiple gunshot wounds. Subsequent to the continued investigation, Shaquan Jamar Fallen was charged late in 2013 with First Degree Murder, Use of a Firearm in the Commission of a Felony and Use of a Firearm within 1,000 feet of a school. Fallen is currently incarcerated awaiting trial which has been set for November 11 & 12, 2014.




Homicide / Cold Case Profile

Homicide – February 4, 2008

On February 4, 2008 officers responded to Jenny Lane in reference to a crashed vehicle with unresponsive occupants. Upon arrival officers located a vehicle crashed into a fence with two male occupants suffering from fatal gunshot wounds. One victim was later identified as Tony Roger Howerton, who died at the scene. The second victim, Charles Edward Harris, was transported to an area hospital for treatment, but died several hours later from his wounds. An extensive investigation over the course of several years led to charges being brought against Arthur Carter for these murders. Carter was located in Pennsylvania and was detained there on fugitive warrants and later extradited back to Virginia. Carter was charged in the offense and later plead guilty to one count of capital murder, use of a firearm in the commission of a felony and possession of a firearm by a felon. Carter also plead no contest to a second count of capital murder and was sentenced to three life sentences plus 18 years for his crimes.



Homicide / Cold Case Profile



July 10, 1996

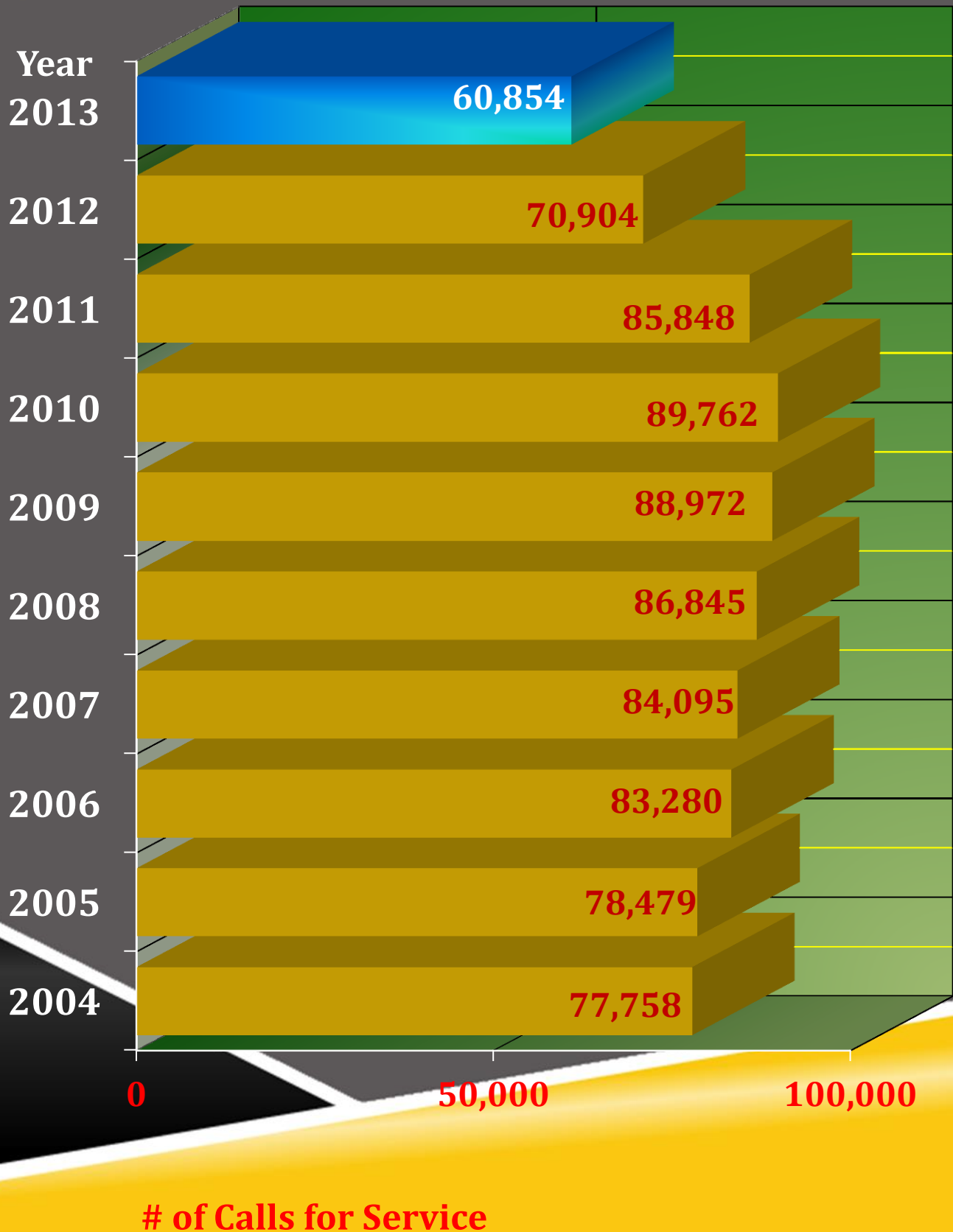
Officers responded to a report of a female who had been beaten. Upon arrival officers located and identified the victim as Loraine Bessie Womack. Womack had suffered from multiple blunt force trauma wounds to her head and upper body and as the investigation later proved, the weapon was determined to have been a revolver. Several years went by with investigators sifting through evidence and re-examining documents and statements. In 2013 the investigation turned from a cold case to an active one as charges were brought against the victim's son. Michael Jamie Womack was charged and later convicted of Second Degree Murder and sentenced to 10 years incarceration.

Calls For Service & Statistics



Calls for Service Ten Year Trend

NOTE: Due to the implementation of a new Records Management System (RMS) in late 2012, certain previously defined calls for service were either deleted or blended into the new format. Additionally, Computer Aided Dispatch protocol prompts the telecommunications staff with a series of questions and answers so the end result for the call (CFS) is dependent upon the data input.



COMMUNICATIONS

Events by Nature Code by Agency

Agency: DPD, Event date/Time range: 01/01/2013 00:00:00 - 12/31/2013 23:59:59

Agency Code	Nature Code	Rpt. Only	Self-Initiated	CFS	Total	% Total	Avg. Disp. Time	Avg. Resp. Time	Avg. Scene Time	Total Call Time	Avg. Call Time
DPD	911 HANGUP CALL	1	0	1402	1403	2%	0:05:39	0:08:15	0:09:14	519:02:08	0:22:15
	ABANDONED VEHICLE	0	7	89	96	0%	0:11:01	0:11:15	0:23:36	67:29:58	0:42:11
	ABANDONMENT	0	0	7	7	0%	0:05:59	0:08:40	0:38:00	5:59:14	0:51:19
	ABDUCTION	0	0	8	8	0%	0:03:34	0:05:57	0:53:37	8:25:09	1:03:09
	ABDUCTION REFERRAL INFORMATION	0	0	1	1	0%	0:02:06	0:03:46	0:15:33	0:21:25	0:21:25
	ABUSE	1	3	20	24	0%	0:03:58	0:07:45	0:53:45	24:30:56	1:03:57
	ABUSE REFERRAL	0	1	2	3	0%	0:01:47	0:07:54	1:39:23	5:19:20	1:46:27
	ADMIN OTHER	1	19	14	34	0%	0:12:14	0:09:46	1:01:25	39:10:23	1:11:13
	ADMIN REFERRAL INFORMATION	0	0	1	1	0%	0:03:56	0:04:40	0:27:43	0:36:19	0:36:19
	AIRCRAFT EMERGENCY	0	0	1	1	0%	0:01:20	0:04:40	3:20:13	3:26:13	3:26:13
	ALARMS AUDIBLE	0	31	233	264	0%	0:02:33	0:05:47	0:08:21	68:56:46	0:15:40
	ALARMS BURGLARY	0	35	4159	4194	7%	0:02:33	0:06:35	0:08:34	1213:22:29	0:17:22
	ALARMS HOLD UP PANIC DURESS	1	0	464	465	1%	0:02:47	0:06:44	0:06:24	119:59:10	0:15:31
	ALARMS REFERRAL INFORMATION	0	0	34	34	0%	0:08:36	0:08:05	0:16:43	19:29:56	0:34:25
	ALARMS VEHICLE	0	1	8	9	0%	0:02:45	0:06:55	0:17:22	3:37:47	0:24:12
	ANIMAL	9	646	340	995	2%	4:44:45	0:12:00	0:26:35	2870:16:20	2:54:40
	ANIMAL ATTACK	2	2	39	43	0%	0:05:47	0:11:06	0:45:38	41:11:53	1:00:17
	ANIMAL BITES ATTACKS	2	0	3	5	0%	0:00:43	0:05:46	0:50:59	2:52:23	0:57:28
	ANIMAL CRUELTY	1	34	197	232	0%	1:05:54	0:11:42	0:57:08	486:39:18	2:06:24
	ANIMAL DANGEROUS	0	2	199	201	0%	0:19:45	0:10:49	0:46:33	242:35:03	1:12:25
	ANIMAL MINOR BITE	0	4	10	14	0%	0:03:28	0:15:37	0:59:09	16:07:45	1:09:08

COMMUNICATIONS

Events by Nature Code by Agency

Agency: DPD, Event date/Time range: 01/01/2013 00:00:00 - 12/31/2013 23:59:59

Nature Code	Rpt. Only	Self-Initiated	CFS	Total	% Total	Avg. Disp. Time	Avg. Resp. Time	Avg. Scene Time	Total Call Time	Avg. Call Time
ANIMAL REFERRAL INFORMATION	0	9	47	56	0%	2:25:35	0:11:04	0:15:12	134:42:19	2:24:20
ANIMAL WITH WEAPONS	0	1	5	6	0%	0:10:56	0:05:47	0:25:02	3:48:05	0:38:01
ASSAULT	3	1	4	8	0%	0:03:00	0:06:24	0:24:18	2:39:07	0:31:49
ASSAULT LAW	38	22	410	470	1%	0:03:28	0:07:32	0:57:52	482:19:54	1:07:09
ASSAULT MEDICAL	0	0	22	22	0%	0:00:56	0:06:40	1:01:29	24:11:10	1:09:06
ASSAULT REFERRAL INFORMATION	0	4	2	6	0%	0:01:38	0:07:12	1:01:56	6:30:56	1:05:09
ASSIST OTHER AGENCIES	0	15	52	67	0%	0:05:46	0:07:51	0:43:30	55:48:11	0:49:58
ATTEMPTED ABDUCTION	0	0	6	6	0%	0:03:03	0:02:31	0:51:47	5:44:03	0:57:21
ATTEMPTED SUICIDE	0	1	13	14	0%	0:02:49	0:06:00	2:06:16	29:19:13	2:05:40
BOLO	0	20	3	23	0%	0:02:21	0:08:10	1:00:32	2:36:46	0:52:15
BOMB FOUND SUSP PACKAGE	0	0	8	8	0%	0:03:22	0:04:55	0:49:03	7:38:44	0:57:21
BOMB THREAT	0	2	1	3	0%	0:01:30	0:06:10	0:20:20	1:10:10	0:23:23
BUILDING CHECK	0	8	2	10	0%	0:10:44	0:00:00	0:18:30	3:02:00	0:18:12
BURGLARY	3	16	241	260	0%	0:02:47	0:05:52	1:03:27	301:21:07	1:10:21
BUSINESS ROBBERY	0	1	6	7	0%	0:01:29	0:03:20	2:31:00	18:05:58	2:35:08
CIVIL	0	2	7	9	0%	0:02:35	0:08:03	0:21:24	4:27:08	0:29:41
COMMUNITY POLICING	19	1561	43	1623	3%	0:00:45	0:08:55	0:44:16	1191:31:41	0:44:34
CRIMINAL DECEPTION	14	7	38	59	0%	0:06:59	0:12:59	0:48:16	46:36:20	1:02:08
DAMAGE VANDALISM MISCHIEF	8	7	290	305	1%	0:05:45	0:09:22	0:32:19	228:44:28	0:46:03
DAMAGE VANDALISM MISCHIEF PAST	17	21	481	519	1%	0:08:15	0:10:13	0:32:16	411:11:49	0:49:09
DAMAGE VANDALISM MISCHIEF REFE	0	0	2	2	0%	0:05:37	0:09:18	0:29:05	1:28:00	0:44:00
DECEASED PESON REFERRAL INFORM	0	0	6	6	0%	0:01:32	0:06:55	1:42:24	11:05:08	1:50:51
DIP	3	4	8	15	0%	0:06:12	0:04:28	1:02:02	12:46:08	1:03:51
DISABLED VEHICLE	0	388	287	675	1%	0:02:44	0:08:30	0:18:46	252:05:44	0:22:25
DISTURBANCE	14	53	2509	2576	4%	0:03:13	0:06:09	0:31:09	1680:49:54	0:39:25
DISTURBANCE NUISANCE REFERRAL	0	2	15	17	0%	0:03:57	0:06:34	0:25:12	9:34:12	0:33:47
DOCUMENT PICK UP	0	0	28	28	0%	0:31:43	0:07:45	0:18:45	29:05:49	1:02:21
DOMESTIC DISTURBANCE VIOLENCE	13	16	1104	1133	2%	0:02:33	0:06:52	0:44:39	999:15:36	0:53:35

COMMUNICATIONS

Events by Nature Code by Agency

Agency: DPD, Event date/Time range: 01/01/2013 00:00:00 - 12/31/2013 23:59:59

Nature Code	Rpt. Only	Self-Initiated	CFS	Total	% Total	Avg. Disp. Time	Avg. Resp. Time	Avg. Scene Time	Total Call Time	Avg. Call Time
DOMESTIC REFERRAL INFORMATION	0	1	17	18	0%	0:03:33	0:06:23	0:30:14	11:15:41	0:37:32
DRINKING IN A PARKED VEHICLE	0	0	16	16	0%	0:07:21	0:07:38	0:44:03	15:44:33	0:59:02
DRUGS	109	58	249	416	1%	0:15:15	0:08:52	0:36:46	278:53:07	0:54:09
DRUGS REFERRAL INFORMATION	0	3	6	9	0%	0:10:39	0:07:54	0:20:11	5:11:40	0:34:38
DRUNK IN PUBLIC	10	65	47	122	0%	0:01:58	0:05:28	1:07:31	129:19:39	1:09:17
DUI	4	27	61	92	0%	0:05:05	0:05:49	1:10:35	95:07:52	1:04:52
DUI REFERRAL INFORMATION	0	0	1	1	0%	0:09:09	0:01:24	0:56:39	1:07:12	1:07:12
ECO	4	16	181	201	0%	0:04:51	0:11:05	2:12:43	473:57:34	2:24:21
ESCORT	0	120	182	302	0%	1:08:11	0:12:51	0:27:30	390:10:54	1:17:31
EXPECTED DEATH	0	0	6	6	0%	0:02:52	0:10:20	2:07:11	14:02:20	2:20:23
EXPLOSION	0	0	1	1	0%	0:02:21	0:01:22	0:41:13	0:44:56	0:44:56
FIGHT	1	14	7	22	0%	0:00:57	0:02:58	0:18:50	6:37:39	0:18:56
FIREWORKS	0	0	1	1	0%	0:01:11	0:00:00	0:00:00	2:22:15	2:22:15
FLAGDOWN	0	136	2	138	0%	0:00:09	0:05:05	0:18:38	43:17:03	0:18:49
FOLLOW UP	4	3495	48	3547	6%	0:00:17	0:10:13	0:32:54	2026:14:17	0:34:19
FOUND PERSON	0	4	31	35	0%	0:04:40	0:09:32	0:44:44	35:06:56	1:00:12
FOUND PROPERTY PICK UP	11	13	113	137	0%	0:07:05	0:11:06	0:32:13	98:55:50	0:47:07
FRAUD FORGERY	46	8	68	122	0%	0:12:55	0:10:37	0:53:09	90:21:06	1:11:20
FRAUD REFERRAL INFORMATION	44	10	22	76	0%	0:03:41	0:11:55	0:49:01	25:58:58	0:48:43
FUNERAL ESCORT	0	3	460	463	1%	3:57:06	0:15:15	0:44:17	2266:31:14	4:53:43
HARASSMENT	9	8	211	228	0%	0:05:44	0:09:38	0:26:21	150:02:53	0:41:07
HARASSMENT REFERRAL INFORMATION	1	1	3	5	0%	0:02:30	0:06:41	0:21:21	1:53:01	0:28:15
HIT AND RUN	3	3	211	217	0%	0:04:54	0:10:12	0:47:42	214:52:54	0:59:58
HIT AND RUN INJURY	0	0	6	6	0%	0:03:18	0:08:25	0:59:27	7:07:00	1:11:10
HIT AND RUN PAST	5	3	138	146	0%	0:06:20	0:09:04	0:38:42	125:25:42	0:53:22
HIT AND RUN UNK INJURY	0	0	3	3	0%	0:04:55	0:08:32	2:10:33	7:12:02	2:24:01
HOME INVASION	0	0	24	24	0%	0:01:40	0:03:27	1:01:52	26:47:54	1:07:00
INDECENCY LEWDNESS	2	1	20	23	0%	0:02:59	0:06:54	0:29:00	12:59:26	0:37:07
KEEP THE PEACE	0	10	265	275	0%	0:06:56	0:09:13	0:24:02	177:33:08	0:38:44
KEEP THE PEACE PRE ARRANGED	0	0	36	36	0%	0:06:47	0:09:05	0:21:41	22:26:16	0:37:24

COMMUNICATIONS

Events by Nature Code by Agency

Agency: DPD, Event date/Time range: 01/01/2013 00:00:00 - 12/31/2013 23:59:59

Nature Code	Rpt. Only	Self-Initiated	CFS	Total	% Total	Avg. Disp. Time	Avg. Resp. Time	Avg. Scene Time	Total Call Time	Avg. Call Time
LAW ASSISTANCE	1	33	960	994	2%	0:06:30	0:07:38	0:41:28	830:54:38	0:50:15
LAW START CALL	0	0	201	201	0%	0:03:41	0:07:11	0:34:30	139:58:58	0:42:00
LOST STRAY UNWANTED ANIMAL	1	103	1403	1507	2%	1:17:43	0:14:30	0:48:17	3227:06:24	2:08:39
LOUD PARTY MUSIC	6	6	543	555	1%	0:07:12	0:08:08	0:10:24	225:51:37	0:24:41
MENTAL DISORDER BEHAVIOR PROBL	0	0	100	100	0%	0:02:51	0:06:53	0:58:35	113:12:32	1:07:56
MENTAL DISORDER REFERRAL	0	0	5	5	0%	0:10:29	0:08:20	0:40:11	4:55:05	0:59:01
MISCELLANEOUS	3	141	1127	1271	2%	0:11:19	0:09:27	0:27:03	939:12:38	0:44:27
MISSING PERSON	5	9	217	231	0%	0:04:40	0:09:50	0:56:02	252:28:17	1:07:20
MISSING PERSON REFERRAL	0	0	2	2	0%	0:03:16	0:04:59	0:52:09	2:00:47	1:00:24
MVC TRAFFIC INCIDENTS PI	1	0	301	302	0%	0:01:26	0:07:48	1:29:21	478:06:53	1:35:37
MVC WORKING EXTRICATION	0	0	2	2	0%	0:08:42	0:05:13	1:41:31	3:50:52	1:55:26
NEGLECT	0	1	13	14	0%	0:03:43	0:07:35	0:25:16	7:56:03	0:34:00
NON URGENT CHECK WELFARE	0	13	593	606	1%	0:07:02	0:08:28	2:11:14	1290:54:34	2:07:49
NON URGENT LOCK OUT LOCK IN	0	1	58	59	0%	0:06:21	0:08:48	0:18:57	32:27:24	0:33:00
NON URGENT MESSAGE DELIVERY	0	0	3	3	0%	0:24:51	0:04:41	0:07:13	1:50:15	0:36:45
NUISANCE	4	2	246	252	0%	0:06:23	0:07:27	0:13:34	110:59:11	0:26:51
OFFICER NEEDS ASSISTANCE	0	2	28	30	0%	0:02:32	0:06:00	0:34:44	18:19:37	0:36:39
OFFICER NEEDS ASSISTANCE REFER	0	1	2	3	0%	0:01:42	0:06:46	0:41:28	2:21:20	0:47:07
OPEN DOOR	0	28	26	54	0%	0:01:53	0:08:16	0:18:15	20:17:46	0:22:33
OTHER NOISE COMPLAINT	3	12	180	195	0%	0:04:54	0:08:09	0:13:37	84:05:48	0:26:01
OVERDOSE POISONING INGESTION	0	0	85	85	0%	0:01:19	0:06:14	0:49:15	78:04:13	0:55:07
PARENTAL CUSTODIAL ABDUCTION	0	0	3	3	0%	0:06:06	0:08:39	1:23:04	4:53:29	1:37:50
PARKING COMPLAINT	2	16	184	202	0%	0:08:47	0:10:24	0:14:20	101:24:14	0:30:34
PAST ABDUCTION	0	0	1	1	0%	0:09:19	0:06:22	1:55:09	2:10:50	2:10:50
PAST ABUSE	0	0	5	5	0%	0:03:55	0:17:03	1:11:20	6:56:51	1:23:22
PAST ANIMAL ATTACK	0	2	9	11	0%	0:18:59	0:08:46	1:03:48	15:51:46	1:26:31
PAST ANIMAL CRUELTY	3	4	7	14	0%	8:55:45	0:31:30	0:48:03	81:22:49	7:23:54
PAST ANIMAL DANGEROUS	0	0	4	4	0%	0:12:59	0:10:20	0:36:15	3:58:18	0:59:35

COMMUNICATIONS

Events by Nature Code by Agency

Agency: DPD, Event date/Time range: 01/01/2013 00:00:00 - 12/31/2013 23:59:59

Nature Code	Rpt. Only	Self-Initiated	CFS	Total	% Total	Avg. Disp. Time	Avg. Resp. Time	Avg. Scene Time	Total Call Time	Avg. Call Time
PAST ASSAULT LAW	5	2	98	105	0%	0:06:01	0:09:30	0:48:32	105:42:54	1:03:26
PAST BURGLARY	2	2	443	447	1%	0:05:58	0:10:41	0:57:52	544:42:16	1:13:27
PAST CRIMINAL DECEPTION	1	0	25	26	0%	0:10:02	0:09:57	0:43:38	26:30:32	1:03:37
PAST DISTURBANCE	3	0	27	30	0%	0:03:31	0:09:23	0:29:55	18:27:22	0:41:01
PAST DOMESTIC DISTURBANCE	1	3	31	35	0%	0:04:17	0:08:57	1:09:12	44:50:10	1:19:07
PAST DRUGS	1	1	10	12	0%	0:10:41	0:09:46	0:25:30	8:05:08	0:44:06
PAST FRAUD FORGERY	3	1	91	95	0%	0:10:59	0:12:27	0:38:32	92:38:07	1:00:25
PAST HARASSMENT	2	3	75	80	0%	0:06:51	0:10:56	0:37:43	68:08:55	0:52:25
PAST HOME INVASION	0	0	2	2	0%	0:04:23	0:02:56	0:48:56	1:52:30	0:56:15
PAST INDECENCY LEWDNESS	0	0	2	2	0%	0:14:44	0:06:42	0:17:27	1:17:47	0:38:54
PAST NOISE COMPLAINT	0	0	45	45	0%	0:07:17	0:08:15	0:12:06	19:31:17	0:26:37
PAST PARKING COMPLAINT	0	1	6	7	0%	0:03:22	0:09:08	0:18:58	3:27:48	0:29:41
PAST PERSONAL ROBBERY	0	0	4	4	0%	0:09:54	0:11:02	0:20:24	2:45:18	0:41:20
PAST ROAD RAGE	0	0	2	2	0%	0:56:10	0:05:07	0:48:24	2:46:47	1:23:24
PAST SEXUAL ASSAULT LAW	3	2	18	23	0%	0:03:28	0:07:57	1:22:07	30:02:05	1:30:06
PAST SHOTS FIRED	0	0	1	1	0%	0:02:04	0:00:00	0:00:00	0:02:37	0:02:37
PAST STALKING	0	1	3	4	0%	0:03:45	0:09:17	0:19:01	1:55:12	0:28:48
PAST SUSPICIOUS CIRCUMSTANCES	0	1	64	65	0%	0:15:16	0:09:51	0:18:22	45:18:02	0:41:49
PAST SUSPICIOUS PERSON	0	0	12	12	0%	0:05:10	0:10:38	0:12:49	5:43:40	0:28:38
PAST SUSPICIOUS VEHICLE	0	1	23	24	0%	0:07:52	0:17:42	0:28:02	19:21:35	0:48:24
PAST THEFT	25	7	714	746	1%	0:08:42	0:11:58	0:39:15	703:36:16	0:58:23
PAST THEFT FROM VEHICLE	0	0	97	97	0%	0:08:45	0:11:11	0:39:19	95:12:27	0:58:53
PAST THREAT	1	2	48	51	0%	0:06:46	0:10:04	0:27:52	35:08:44	0:42:10
PAST THREATENING SUICIDE	0	0	1	1	0%	0:03:51	0:03:51	0:14:30	0:22:12	0:22:12
PAST VEHICLE THEFT	4	1	105	110	0%	0:07:49	0:11:20	0:54:48	126:08:53	1:11:24
PAST WEAPONS INCIDENT	3	2	9	14	0%	0:05:12	0:11:19	0:49:26	10:32:29	0:57:30
PERSONAL ROBBERY	2	0	30	32	0%	0:02:44	0:06:08	1:41:42	55:16:51	1:50:34
POLICE INFORMATION	115	202	535	852	1%	0:11:37	0:10:37	0:46:30	712:03:43	0:57:53
PORNOGRAPHY	0	0	2	2	0%	0:06:09	0:08:53	0:16:28	1:02:58	0:31:29
PRESCRIPTION FRAUD	1	0	1	2	0%	0:03:23	0:57:00	3:17:17	4:17:40	4:17:40
PROSTITUTION	0	1	3	4	0%	0:02:31	0:08:28	0:19:41	1:51:41	0:27:55
PSYCHIATRIC ABNORMAL BEHAVIOR	0	0	72	72	0%	0:01:10	0:06:34	0:38:49	54:41:40	0:45:35

COMMUNICATIONS

Events by Nature Code by Agency

Agency: DPD, Event date/Time range: 01/01/2013 00:00:00 - 12/31/2013 23:59:59

Nature Code	Rpt. Only	Self-Initiated	CFS	Total	% Total	Avg. Disp. Time	Avg. Resp. Time	Avg. Scene Time	Total Call Time	Avg. Call Time
PUBLIC SERVICE REFERRAL INFO	0	12	43	55	0%	0:06:16	0:07:52	0:15:01	23:33:04	0:25:42
PURSUIT	0	5	1	6	0%	0:00:53	0:01:06	2:20:35	14:06:34	2:21:06
REPO	0	1	3	4	0%	0:07:54	0:19:25	0:17:05	1:10:03	0:23:21
ROAD CHECK	8	11	0	19	0%	0:00:01	0:00:00	3:46:11	45:14:19	3:46:12
ROAD RAGE	0	4	147	151	0%	0:05:00	0:07:56	0:12:03	57:26:53	0:22:50
RUNAWAY	1	2	34	37	0%	0:03:40	0:09:40	1:00:58	42:41:11	1:11:09
SCHOOL CROSSING ASSIGNMENT	0	15	61	76	0%	49:28:38	0:14:05	0:48:06	3240:54:21	42:38:37
SEARCH WARRANT	17	58	7	82	0%	0:01:11	0:09:48	1:35:10	106:45:47	1:37:03
SELECTIVE ENFORCEMENT	3	397	7	407	1%	0:00:24	0:07:06	0:29:53	205:47:26	0:30:29
SERVING WARRANT	995	2528	740	4263	7%	0:03:16	0:09:44	0:37:40	2286:36:04	0:41:56
SEXUAL ASSAULT LAW	7	2	22	31	0%	0:04:39	0:12:37	1:53:17	51:09:54	2:07:55
SHOTS FIRED HEARD ONLY	1	20	317	338	1%	0:02:26	0:05:00	0:19:00	141:47:05	0:25:33
SHOTS FIRED SUSPECT SEEN	0	9	39	48	0%	0:04:48	0:05:23	0:50:25	45:28:27	0:56:51
STAB GUNSHOT PENETRATING TRAUM	0	0	11	11	0%	0:00:34	0:04:02	1:23:39	16:11:06	1:28:17
STALKING	2	1	12	15	0%	0:04:45	0:05:59	0:30:34	7:47:59	0:36:00
SUDDEN DEATH	0	0	12	12	0%	0:01:26	0:08:47	2:11:08	28:16:25	2:21:22
SUICIDAL PERSON REFERRAL	0	1	2	3	0%	0:02:31	0:04:20	0:25:46	1:33:32	0:31:11
SUPPLEMENTAL	0	2	89	91	0%	0:12:20	0:14:28	0:33:09	87:32:17	0:57:43
SUSPECT DETAINED COOPERATIVE	3	0	131	134	0%	0:04:45	0:09:27	1:01:46	163:36:15	1:14:56
SUSPICIOUS CIRCUMSTANCES	1	25	612	638	1%	0:04:34	0:06:46	0:19:52	318:20:30	0:29:59
SUSPICIOUS DEATH	0	0	6	6	0%	0:02:03	0:08:28	2:40:17	17:04:49	2:50:48
SUSPICIOUS PACKAGE	0	1	1	2	0%	0:02:07	0:05:09	0:08:54	0:25:04	0:12:32
SUSPICIOUS PERSON	0	144	667	811	1%	0:04:54	0:06:07	0:22:23	419:47:38	0:31:03
SUSPICIOUS VEHICLE	2	96	406	504	1%	0:05:19	0:07:23	0:18:27	233:54:26	0:27:51
SUSPICIOUS WANTED REFERRAL	0	0	9	9	0%	0:04:25	0:06:45	0:18:17	4:11:46	0:27:58
THEFT	108	72	773	953	2%	0:05:55	0:09:50	0:52:05	910:04:59	1:04:42
THEFT FROM VEHICLE	5	2	29	36	0%	0:03:57	0:06:20	0:46:50	27:11:55	0:52:39
THEFT REFERRAL INFORMATION	0	1	4	5	0%	0:04:49	0:09:06	0:26:40	2:14:50	0:26:58
THREAT	6	10	255	271	0%	0:04:37	0:08:40	0:33:57	203:06:06	0:45:49
THREATENING SUICIDE	1	0	72	73	0%	0:03:50	0:06:07	0:59:12	81:41:14	1:08:04

COMMUNICATIONS

Events by Nature Code by Agency

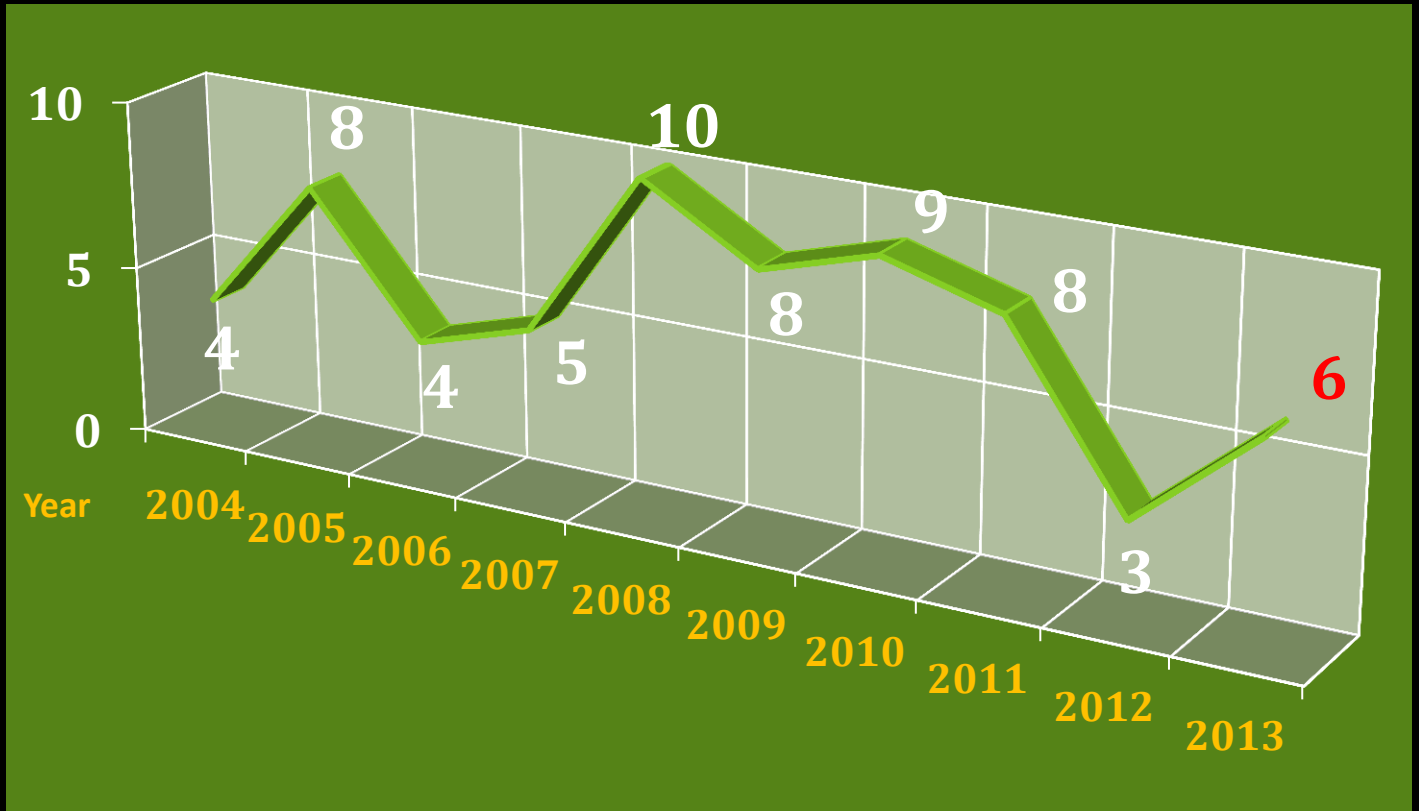
Agency: DPD, Event date/Time range: 01/01/2013 00:00:00 - 12/31/2013 23:59:59

Nature Code	Rpt. Only	Self-Initiated	CFS	Total	% Total	Avg. Disp. Time	Avg. Resp. Time	Avg. Scene Time	Total Call Time	Avg. Call Time		
TRAFFIC CRASH LAW	21	94	1205	1320	2%	0:03:53	0:09:09	0:40:38	1110:30:44	0:51:30		
TRAFFIC CRASH PAST	1	0	24	25	0%	0:06:07	0:11:32	0:26:49	17:25:31	0:43:34		
TRAFFIC CRASH REFERRAL INFORMA	0	0	2	2	0%	0:05:42	0:11:36	0:10:37	0:55:50	0:27:55		
TRAFFIC CRASH UNKNOWN INJURY	0	0	158	158	0%	0:04:29	0:08:33	4:38:17	731:00:16	4:37:36		
TRAFFIC HAZARD	1	68	1219	1288	2%	0:06:34	0:08:41	0:18:13	643:26:20	0:30:04		
TRAFFIC STOP	45	11979	19	12043	20%	0:00:03	0:05:19	0:17:07	3423:28:18	0:17:07		
TRAFFIC VIOLATION COMPLAINT HA	3	8	323	334	1%	0:08:19	0:08:32	0:10:49	138:22:02	0:25:05		
TRAFFIC VIOLATION REFERRAL	1	0	12	13	0%	0:02:50	0:09:42	0:31:05	7:32:46	0:37:44		
TRANSPORT COOPERATIVE PERSON	0	0	1	1	0%	0:02:14	0:03:23	0:05:16	0:10:54	0:10:54		
TRESPASSING REFERRAL INFO	0	2	15	17	0%	0:07:25	0:05:43	0:24:56	10:15:14	0:36:11		
TRESPASSING UNWANTED	7	15	810	832	1%	0:03:31	0:06:46	0:29:24	528:33:43	0:38:26		
TRESPASSING UNWANTED PAST	14	7	42	63	0%	0:09:11	0:08:57	0:35:23	38:48:45	0:47:32		
UNKNOWN POLICE	0	8	61	69	0%	0:03:35	0:05:56	0:27:02	40:33:50	0:35:16		
UNKNOWN POLICE REFERRAL	0	1	1	2	0%	0:02:08	0:02:19	0:05:48	0:16:03	0:08:02		
UNKNOWN PROBLEM MEDICAL	0	1	134	135	0%	0:01:52	0:06:41	0:20:45	58:35:05	0:26:14		
URGENT CHECK THE WELFARE	1	16	855	872	1%	0:05:04	0:07:48	0:24:35	517:39:48	0:35:40		
URGENT LOCK OUT LOCK IN	0	2	29	31	0%	0:02:56	0:07:24	0:21:28	15:42:33	0:30:24		
URGENT MESSAGE DELIVERY	0	0	3	3	0%	0:03:08	0:09:05	0:01:56	0:42:27	0:14:09		
URINATING DEFECATING IN PUBLIC	0	0	6	6	0%	0:07:26	0:05:57	0:18:19	3:10:15	0:31:43		
VEHICLE FIRE	0	0	55	55	0%	0:01:31	0:08:08	0:22:48	27:14:36	0:29:43		
VEHICLE THEFT	5	5	77	87	0%	0:04:17	0:08:38	1:13:18	104:56:47	1:16:47		
WANTED PERSON	4	1476	343	1823	3%	0:02:36	0:07:52	0:29:06	989:10:10	0:32:38		
WANTED VEHICLE	0	1	0	1	0%	0:00:01	0:04:26	0:29:13	0:33:40	0:33:40		
WEAPONS FIREARMS INCIDENT	9	5	161	175	0%	0:03:03	0:05:45	0:43:06	139:41:05	0:50:48		
WEAPONS FIREARMS REFERRAL	0	0	3	3	0%	0:03:13	0:06:45	0:53:30	3:10:27	1:03:29		
WORKING FIRE	0	0	35	35	0%	0:01:10	0:07:19	1:21:00	52:12:23	1:29:30		
Subtotals for No Summary Code			1876	24659	34319	60854	100%	0:27:47	0:08:32	0:46:45	46789:20:53	1:15:40
Subtotals for DPD			1876	24659	34319	60854	100%	0:27:47	0:08:32	0:46:45	46789:20:53	1:15:40

Violent Crimes Index

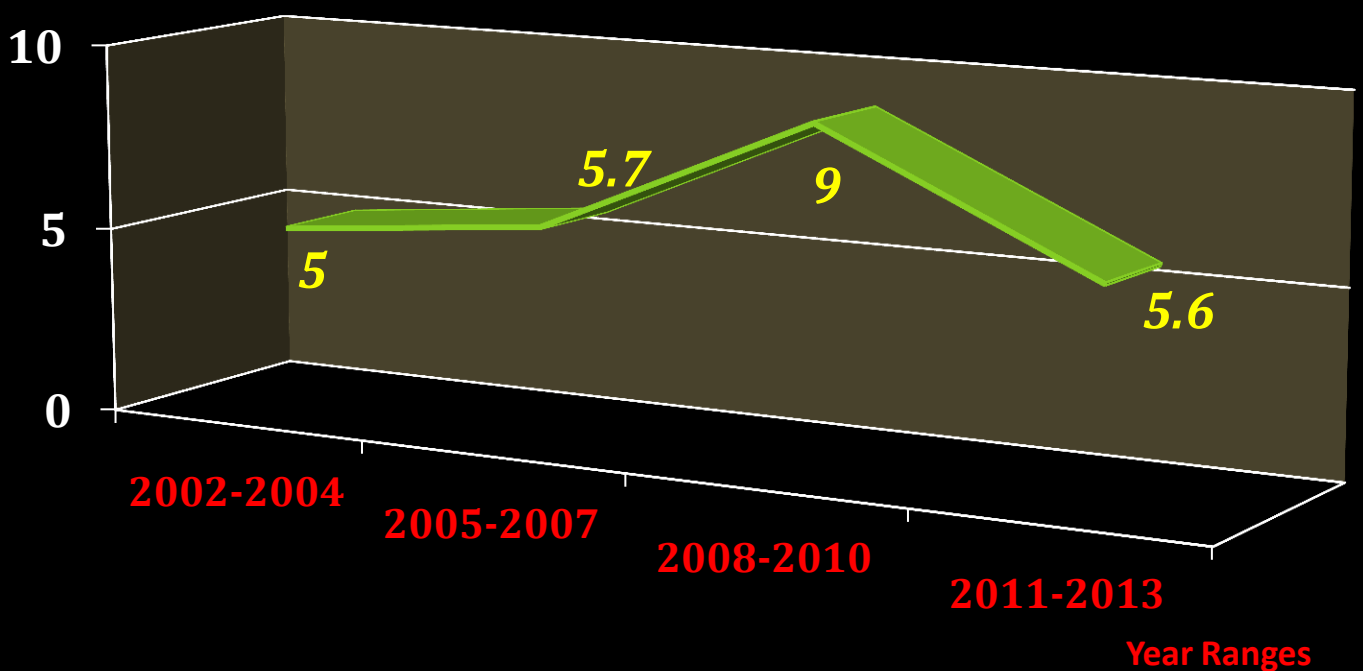
Murder

of Offenses

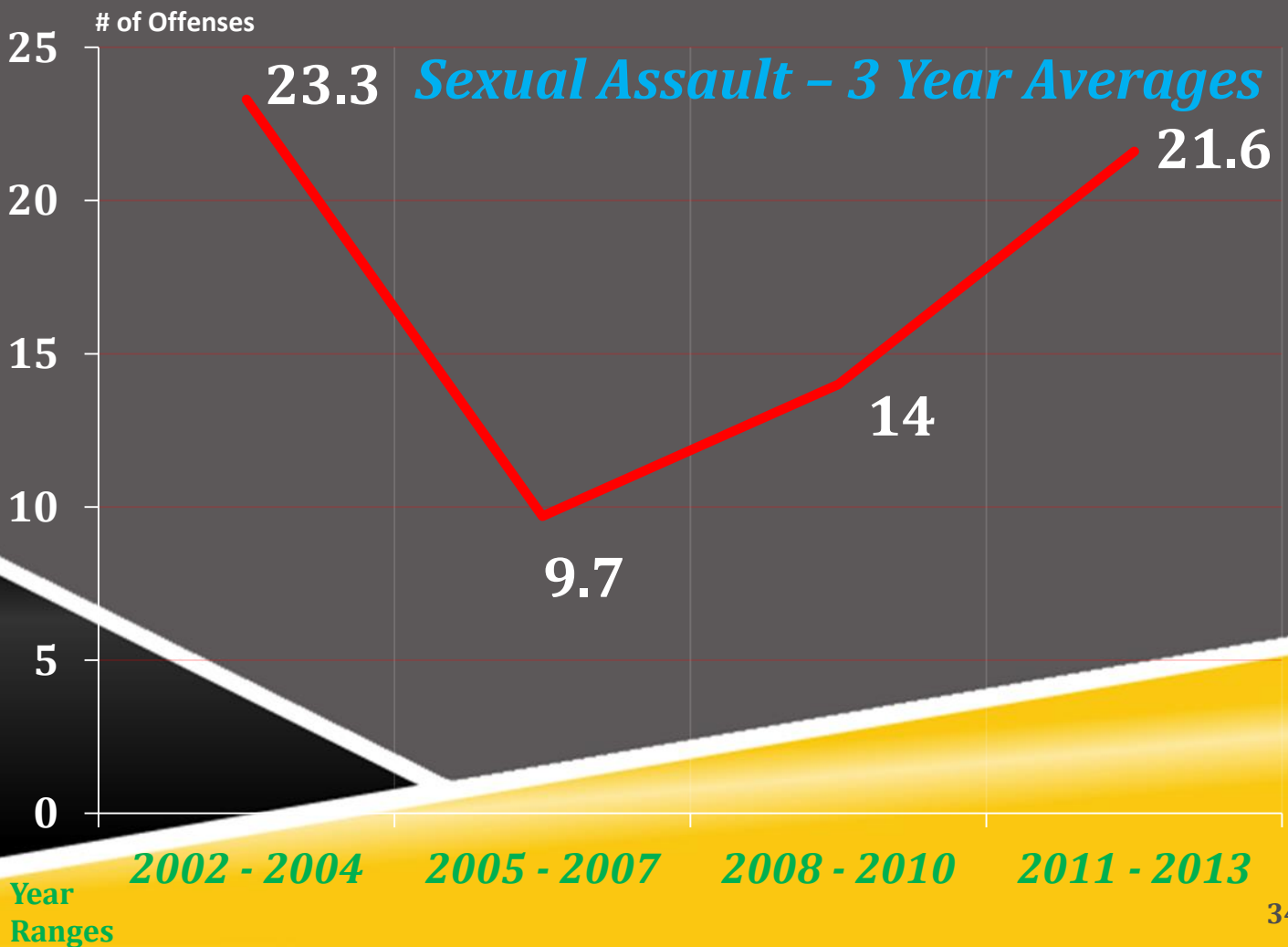
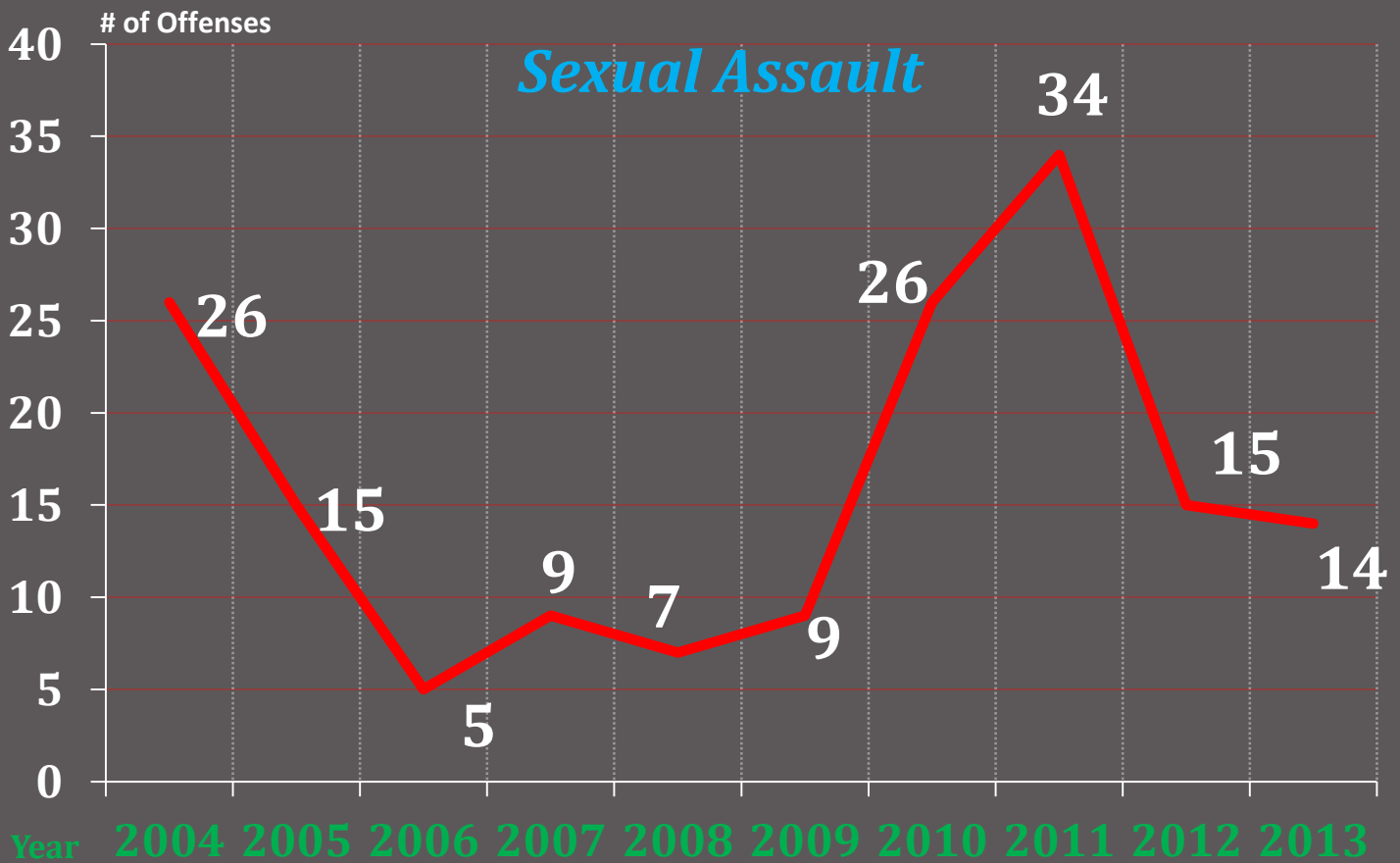


Murder – 3 Year Averages

of Offenses



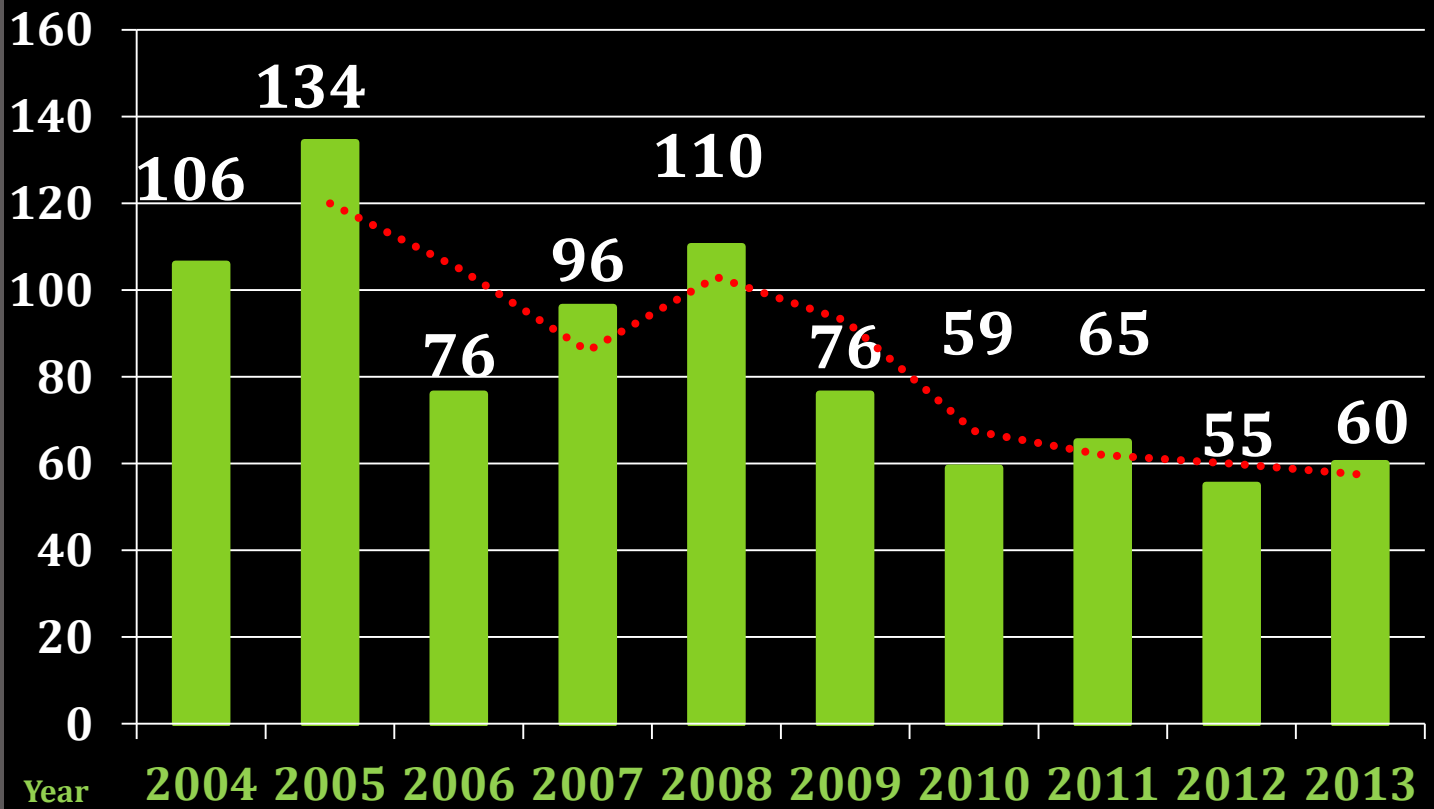
Violent Crimes Index



Violent Crimes Index

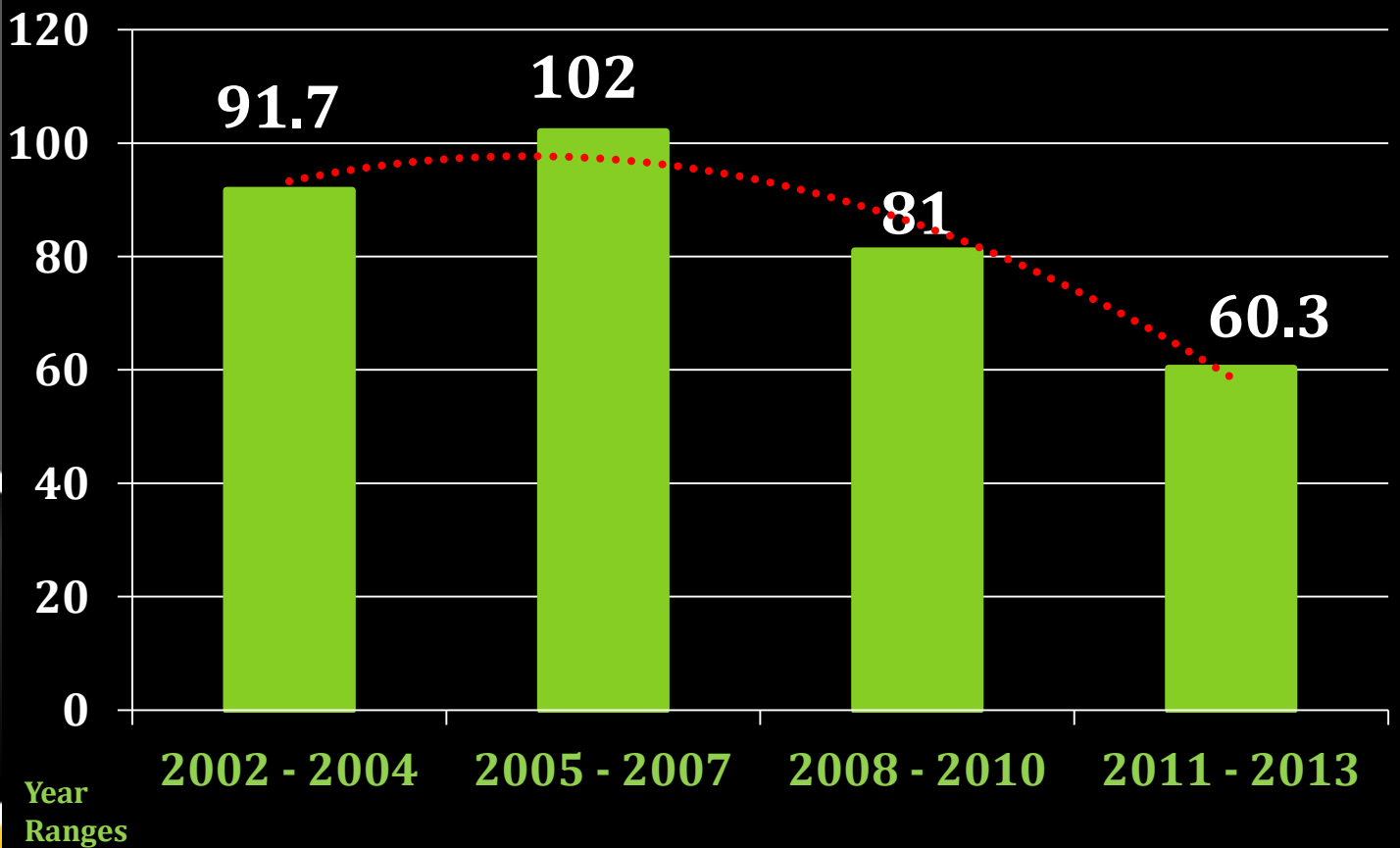
of Offenses

2013 - Robbery



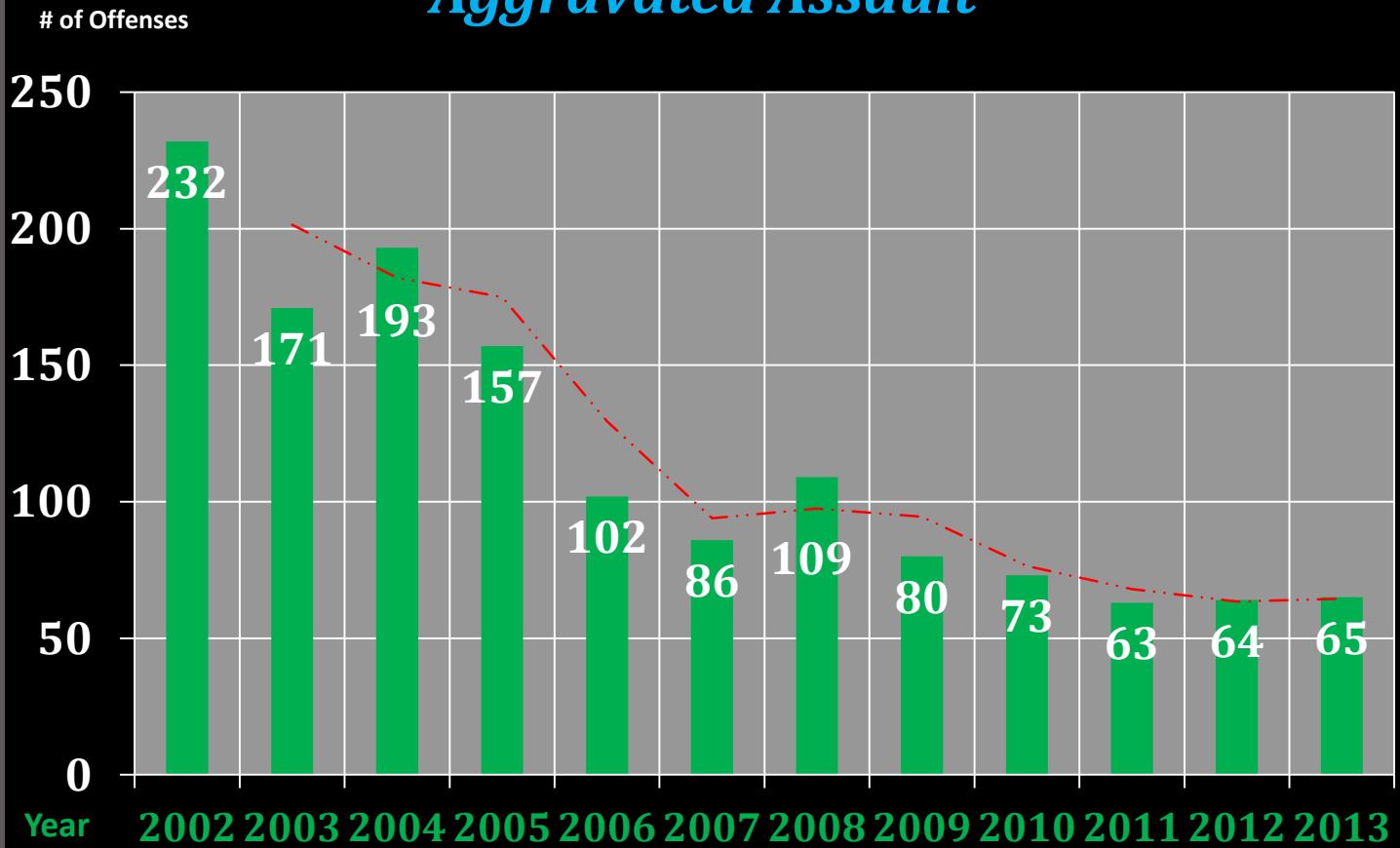
of Offenses

Robbery - 3 Year Averages

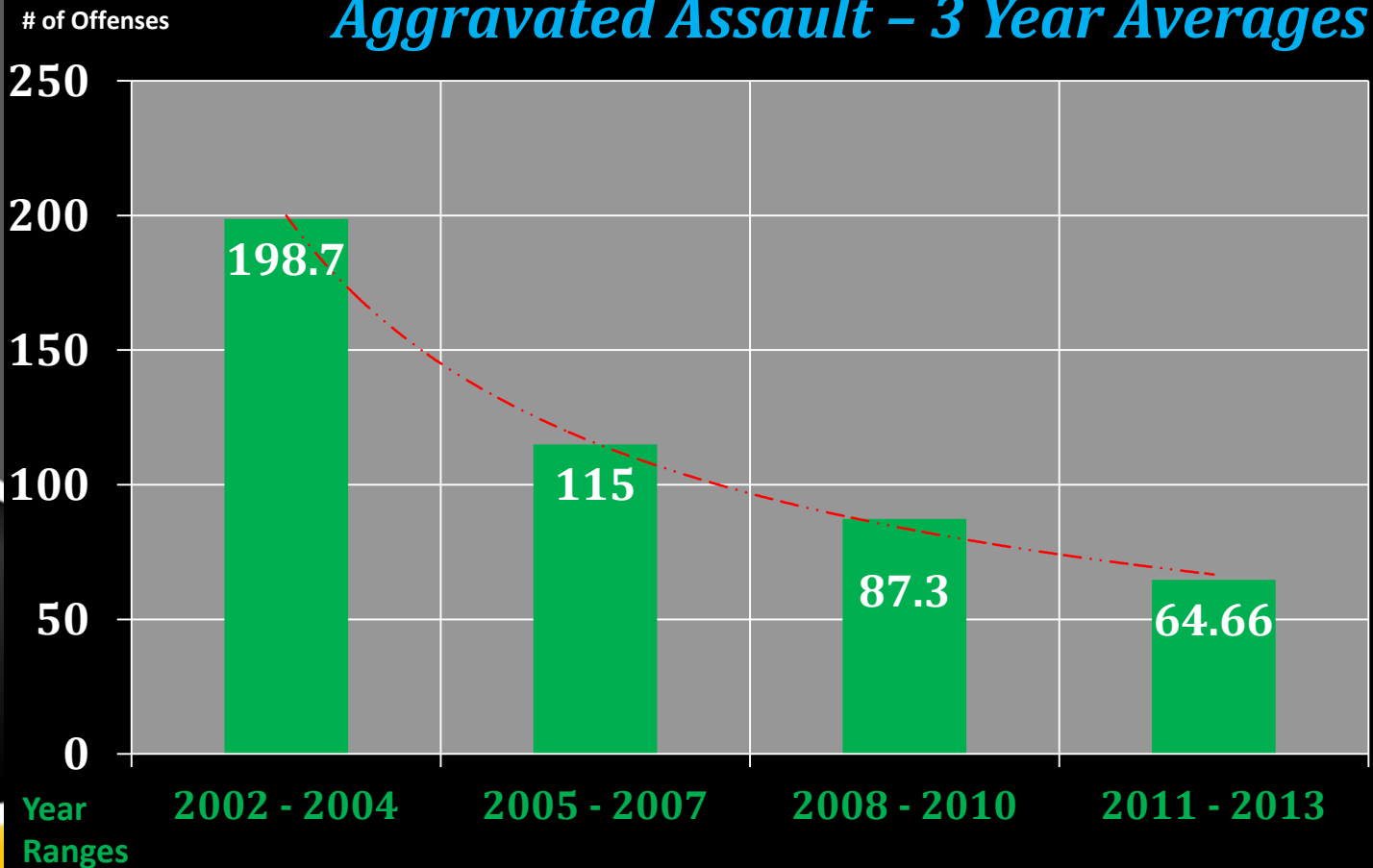


Violent Crimes Index

Aggravated Assault

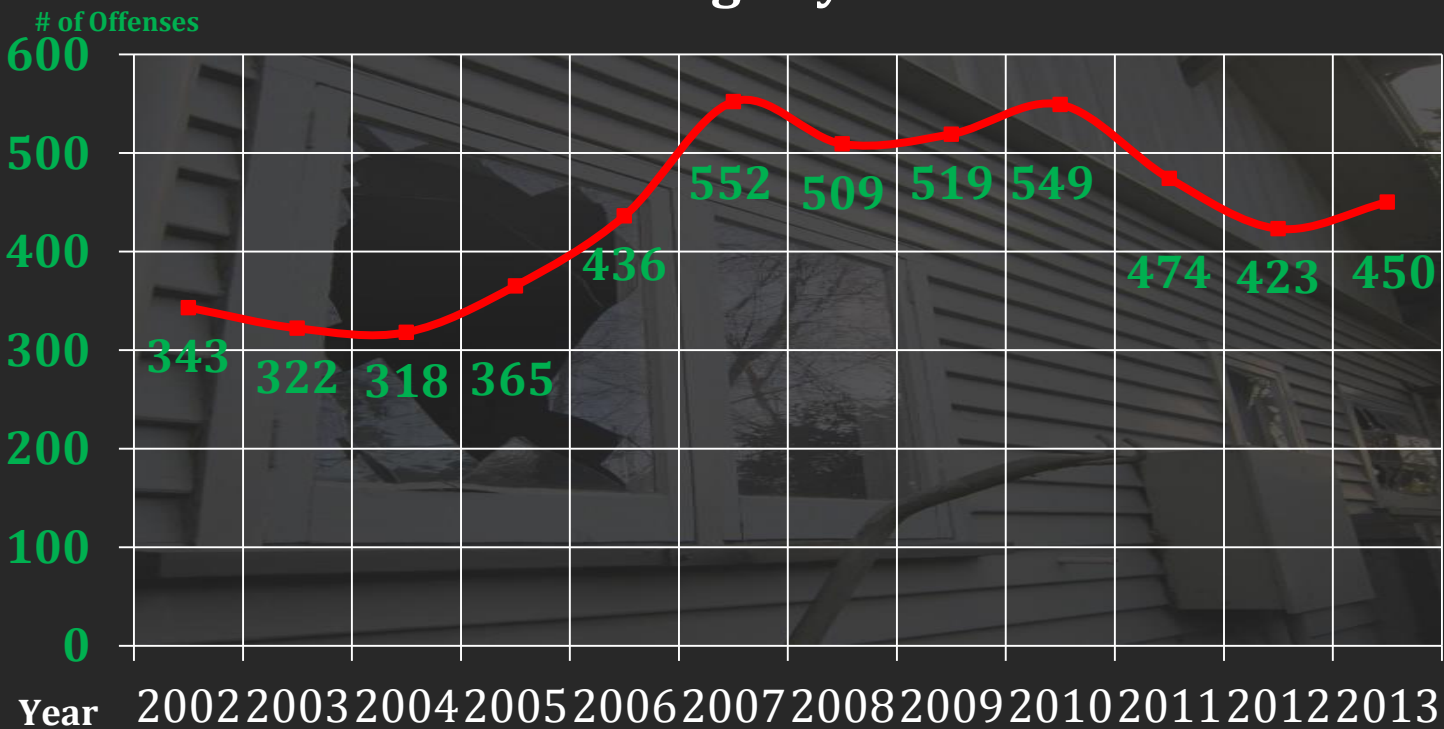


Aggravated Assault – 3 Year Averages

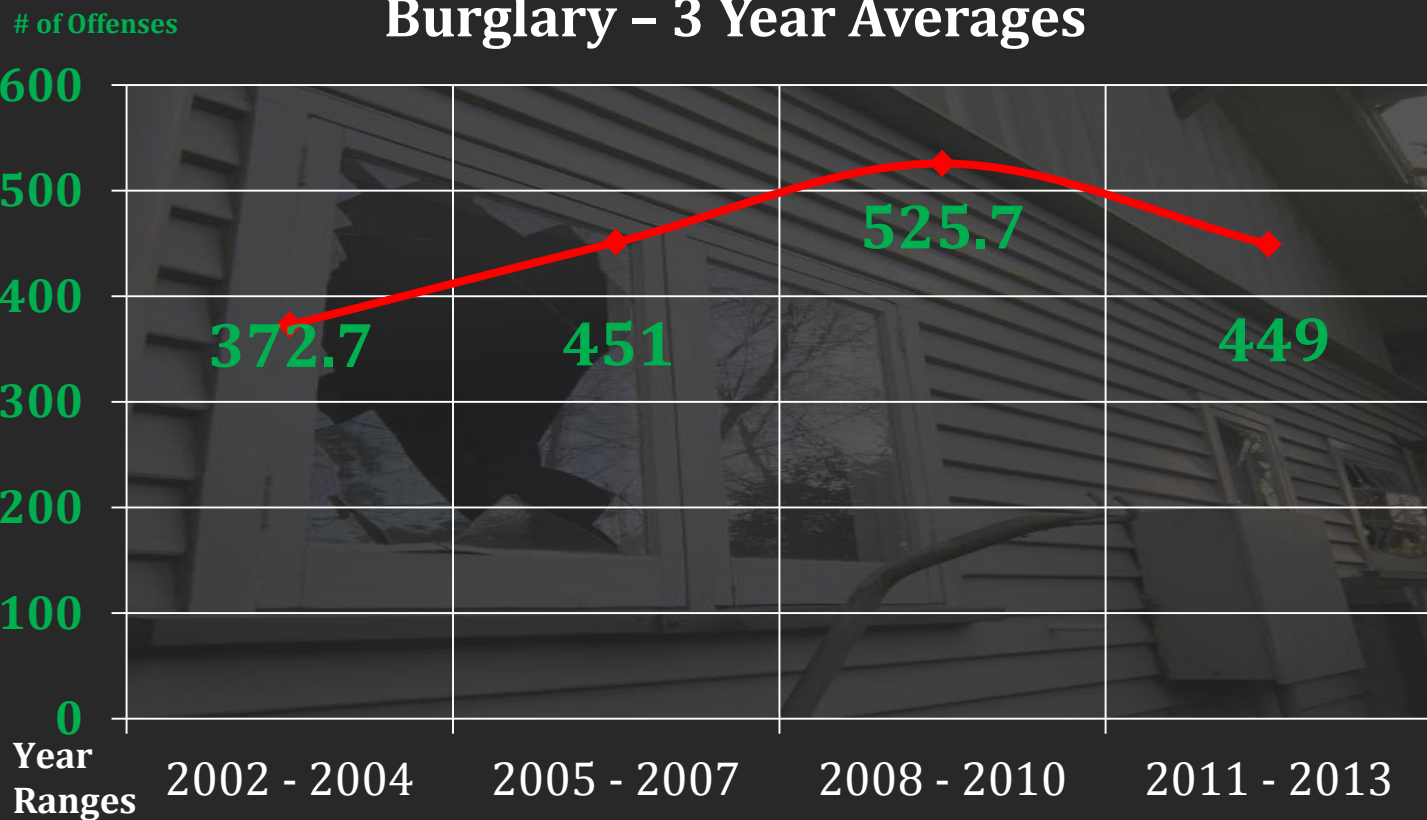


Property Crimes Index

Burglary

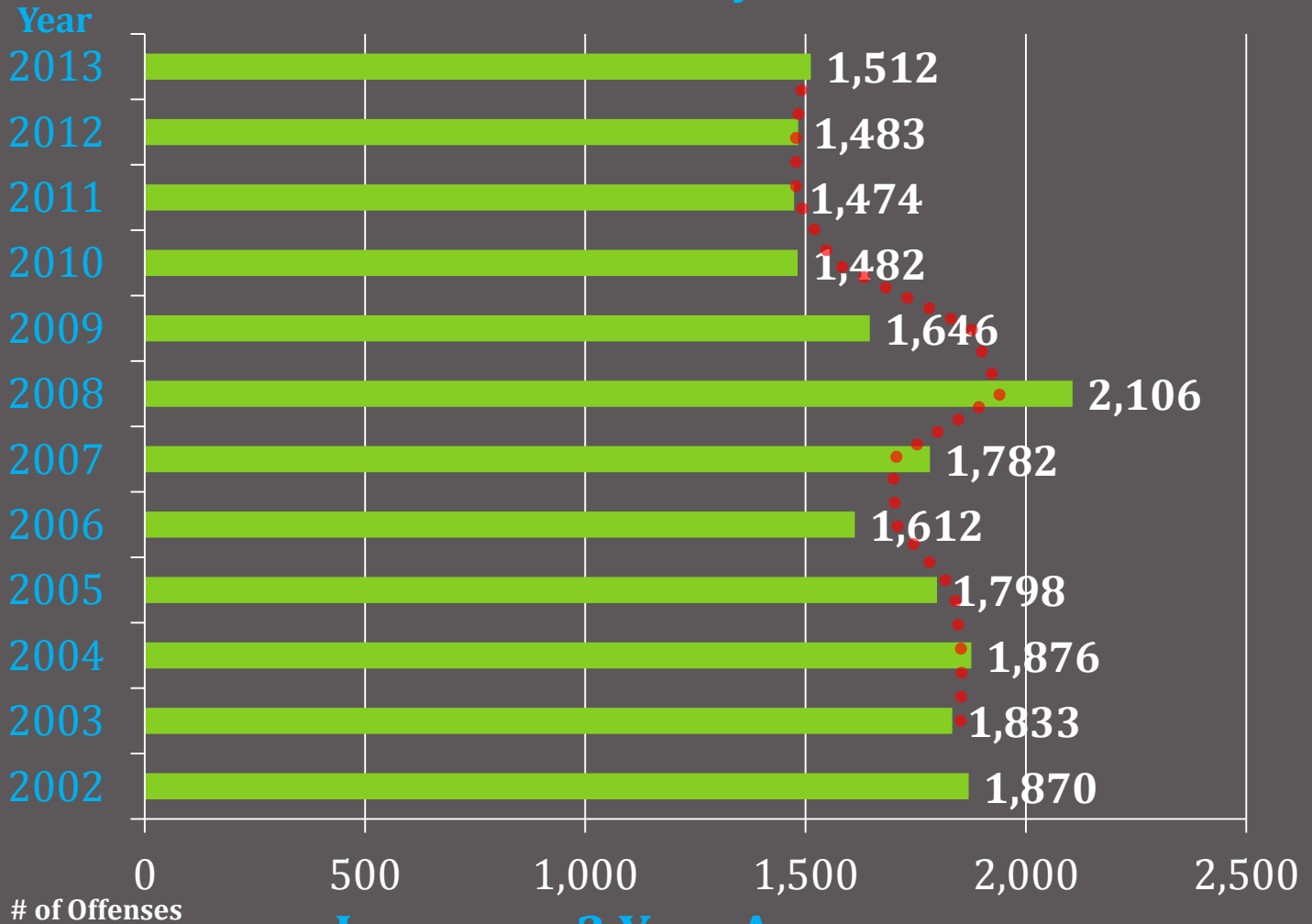


Burglary – 3 Year Averages

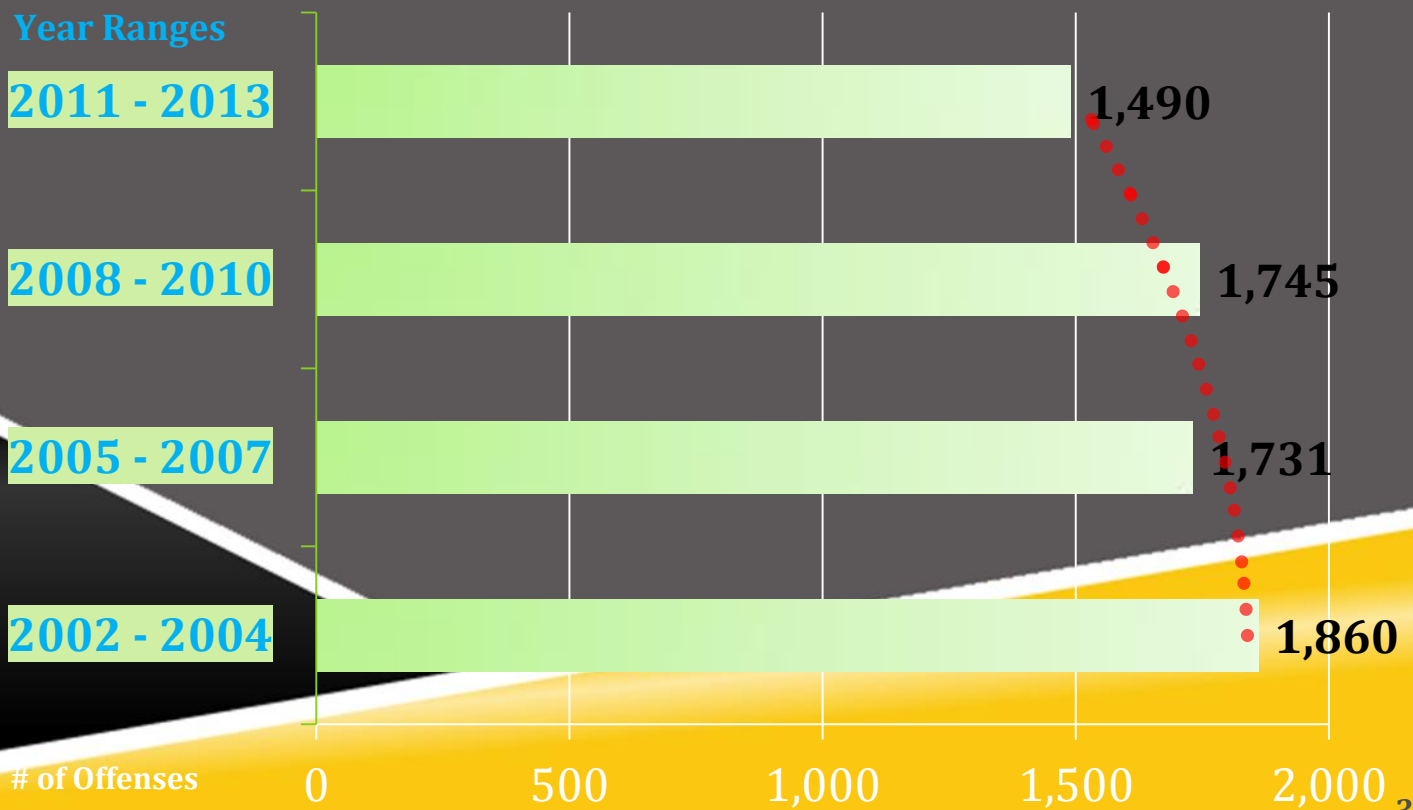


Property Crimes Index

Larceny



Larceny - 3 Year Averages

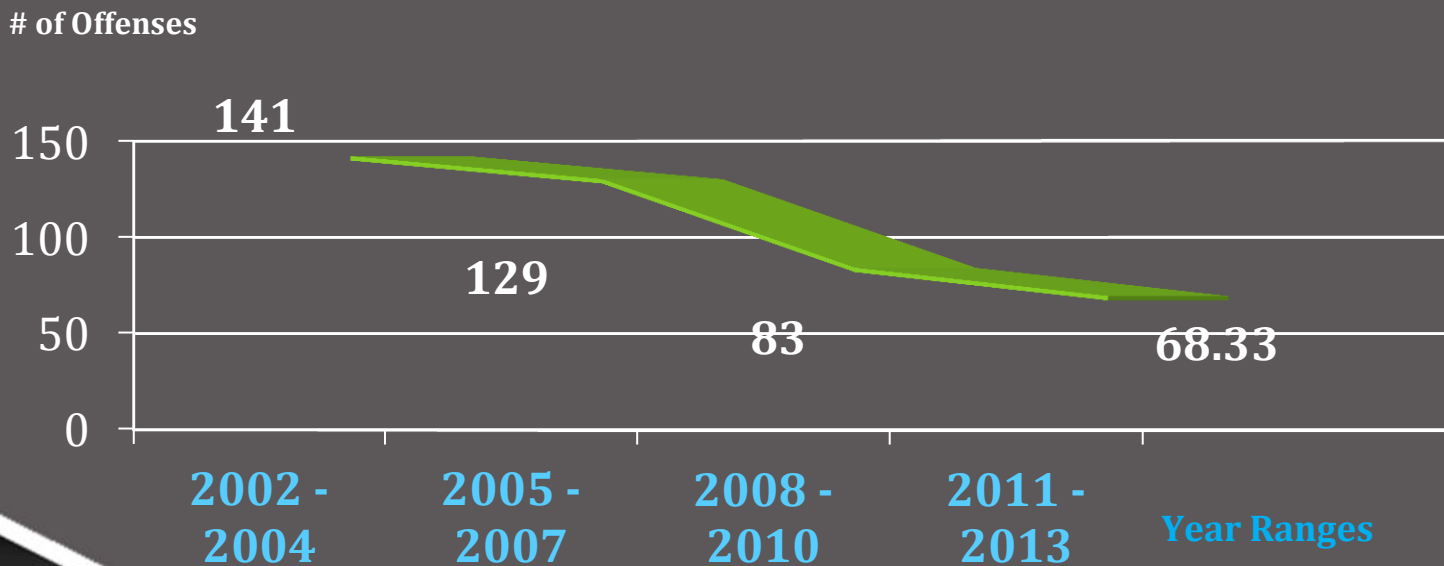


Property Crimes Index

Motor Vehicle Thefts



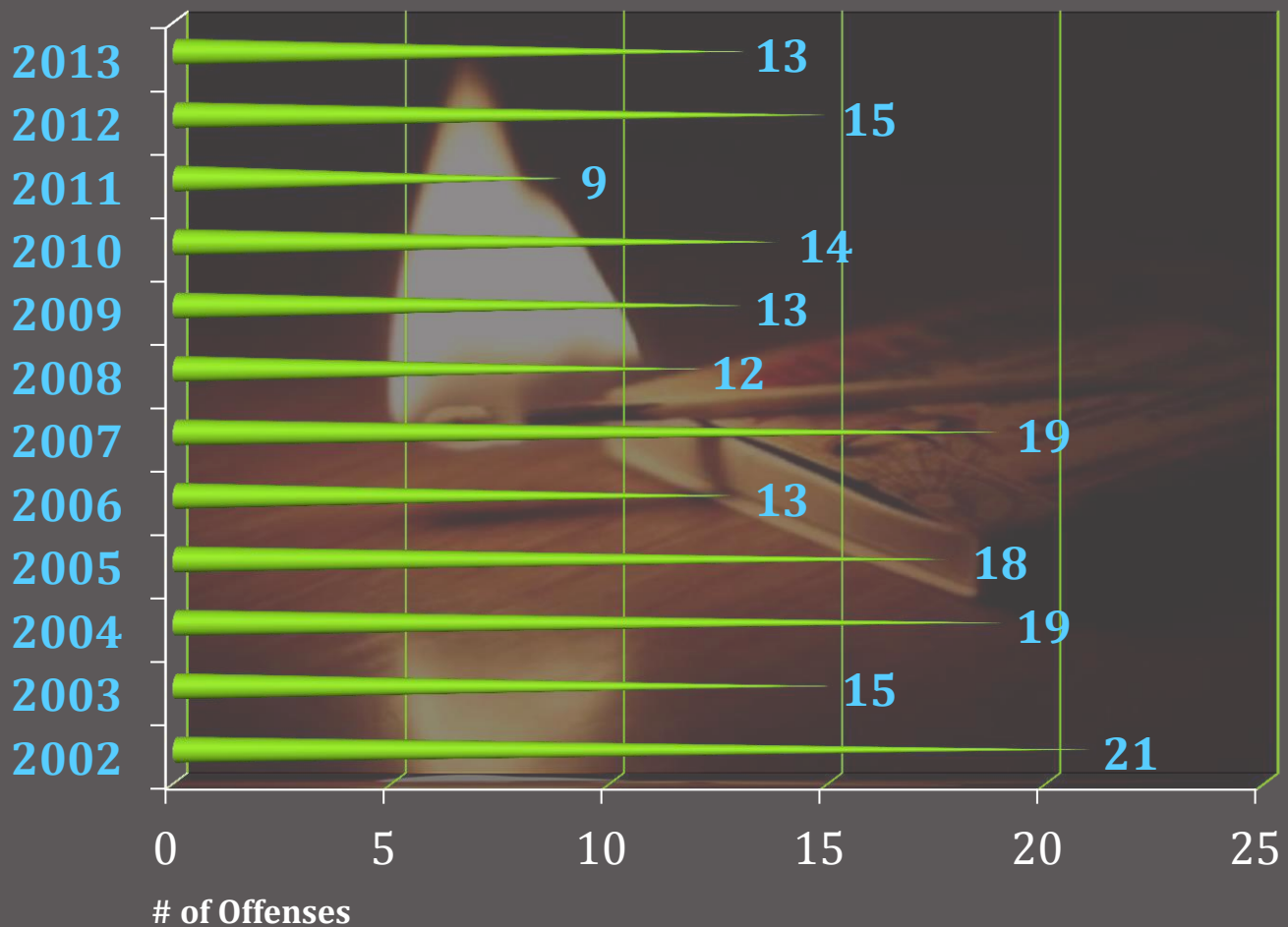
Motor Vehicle Thefts – 3 Year Averages



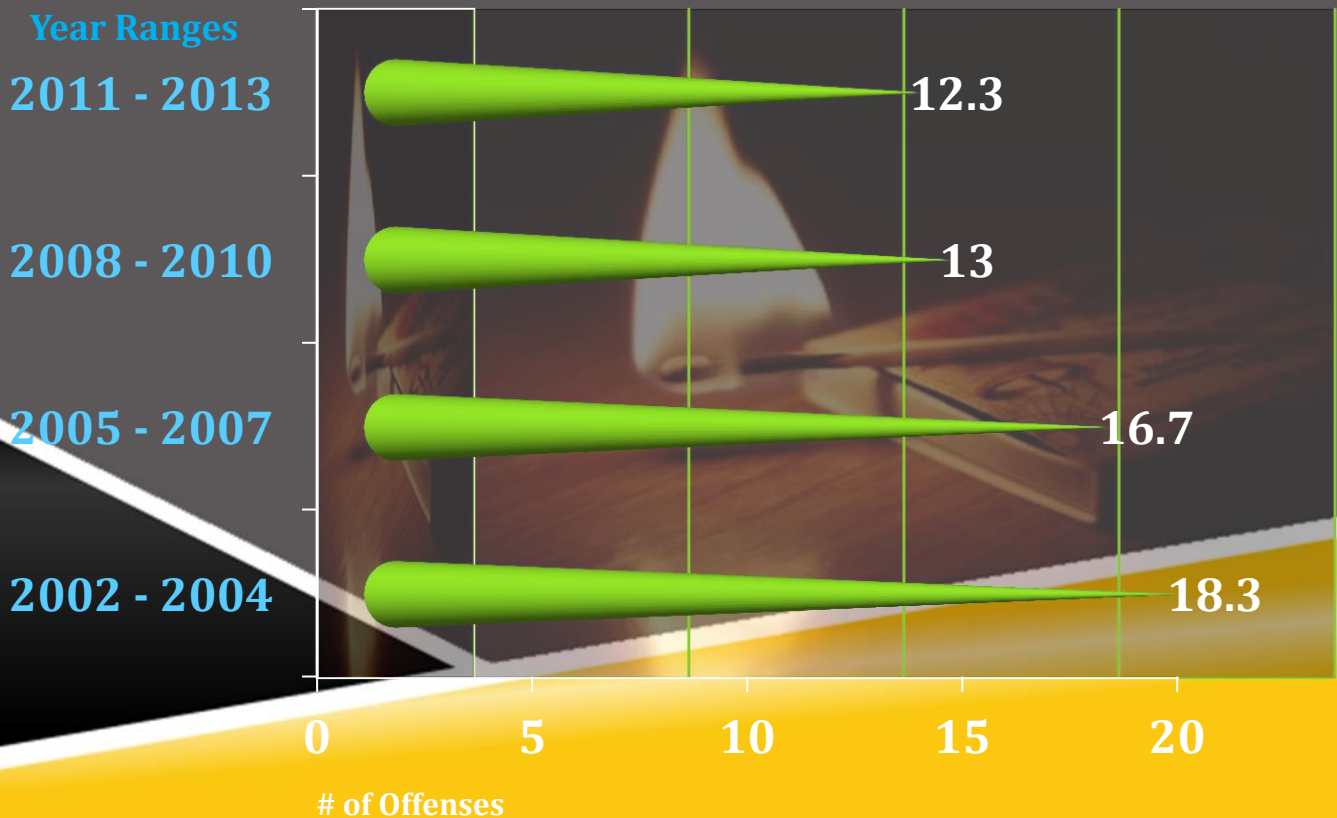
Property Crimes Index

Year

Arson



Arson - 3 Year Averages



Crime Index of Offenses

In 2013 report rates were calculated using the population estimates from the Weldon Cooper database.

2013 Crime Index of Offenses

<u>Index Offenses</u>	<u>Number</u>	<u>Crime Rate</u>
Murder	6	13.98
Rape	14	36.62
Robbery	60	139.82
Aggravated Assault	65	151.47
Breaking and Entering	450	1048.66
Larceny	1,512	3523.49
Motor Vehicle Theft	85	198.08
<u>Arson</u>	<u>13</u>	<u>30.29</u>
Total	2,204	5136.09
 Accidents	 1,123	
Calls for Service	60,854	

****Refer to page 24 for notation on changes to Calls for Service****

Population (42,912) divided by 100,000 = .42912

of offenses divided by .42912 = Crime Rate

Crime Index of Offenses

In 2012 report rates were calculated using the population estimates from the Weldon Cooper database

2012 Crime Index of Offenses

<u>Index Offenses</u>	<u>Number</u>	<u>Crime Rate</u>
Murder	3	6.92
Rape	15	34.61
Robbery	55	126.92
Aggravated Assault	64	147.69
Breaking and Entering	423	976.18
Larceny	1,483	3422.41
Motor Vehicle Theft	45	103.84
<u>Arson</u>	<u>15</u>	<u>34.61</u>
Total	2103	4853.18

Accidents 1,088

Calls For Service 70.904 *

****Refer to page 24 for notation on changes to Calls for Service****

Population (42,912) divided by 100,000 = .42912

of offenses divided by .42912 = Crime Rate

In 2011 report rates were calculated using the population estimates from the Weldon Cooper database

2011 Crime Index of Offenses

<u>Index Offenses</u>	<u>Number</u>	<u>Crime Rate</u>
Murder	8	18.46
Rape	36	83.08
Robbery	66	1152.31
Aggravated Assault	65	150.00
Breaking and Entering	474	1093.88
Larceny	1,474	3401.64
Motor Vehicle Theft	75	173.08
<u>Arson</u>	<u>9</u>	<u>20.77</u>
Total	2207	6093.22

Accidents 1,104

Calls For Service 85,848

****Refer to page 24 for notation on changes to Calls for Service****

Population (42,912) divided by 100,000 = .42912

of offenses divided by .42912 = Crime Rate

Crime Index of Offenses

In 2010 report rates were recalculated using the population estimates from the Weldon Cooper database

2010 CRIME INDEX OF OFFENSES

Index Offenses	<u>Number</u>	<u>Crime Rate</u>
Murder	9	20.90
Rape	26	60.38
Robbery	57	132.38
Aggravated Assault	73	169.55
Burglary	549	1275.11
Larceny	1482	3442.10
Motor Vehicle Theft	66	153.29
<u>Arson</u>	<u>14</u>	<u>32.51</u>
Total	2,276	5286.26
Accidents	1,118	
Calls For Services	89,762	

2009 CRIME INDEX OF OFFENSES

Index Offenses	<u>Number</u>	<u>Crime Rate</u>
Murder	8	18.01
Rape	9	20.27
Robbery	76	171.17
Aggravated Assault	80	180.18
Burglary	519	1168.91
Larceny	1646	3707.20
Motor Vehicle Theft	80	180.18
<u>Arson</u>	<u>13</u>	<u>29.27</u>
Total	2,431	5475.22
Accidents	1,116	
Calls For Services	88,972	

2008 CRIME INDEX OF OFFENSES

Index Offenses	<u>Number</u>	<u>Crime Rate</u>
Murder	10	22.42
Rape	7	15.69
Robbery	110	246.66
Aggravated Assault	109	244.42
Burglary	509	1141.38
Larceny	2,106	4722.50
Motor Vehicle Theft	103	230.96
<u>Arson</u>	<u>12</u>	<u>26.90</u>
Total	2,966	6650.96
Accidents	1,192	
Calls For Services	86,845	

Crime Index of Offenses

2007 CRIME INDEX OF OFFENSES

<u>Index Offenses</u>	<u>Number</u>	<u>Crime Rate</u>
Murder	5	11.12
Rape	9	20.01
Robbery	96	213.52
Aggravated Assault	86	191.28
Burglary	552	1227.78
Larceny	1782	3963.61
Motor Vehicle Theft	112	249.11
Arson	19	42.26
Total	2,656	5907.60
Accidents	<u>1,276</u>	
Calls For Services	<u>84,095</u>	

2006 CRIME INDEX OF OFFENSES

<u>Index Offenses</u>	<u>Number</u>	<u>Crime Rate</u>
Murder	4	8.83
Rape	5	11.04
Robbery	76	167.94
Aggravated Assault	102	225.39
Burglary	436	963.45
Larceny	1612	3562.11
Motor Vehicle Theft	130	287.26
Arson	13	28.72
Total	2,379	5256.99
Accidents	<u>1,280</u>	
Calls For Services	<u>83,280</u>	

2005 CRIME INDEX OF OFFENSES

<u>Index Offenses</u>	<u>Number</u>	<u>Crime Rate</u>
Murder	8	17.51
Rape	15	32.83
Robbery	134	293.31
Aggravated Assault	157	343.66
Burglary	365	798.96
Larceny	1798	3935.73
Motor Vehicle Theft	145	317.39
Arson	18	39.40
Total	2,640	5453.31
Accidents	<u>1,586</u>	
Calls For Services	<u>78,479</u>	

Crime Index of Offenses

2004 CRIME INDEX OF OFFENSES

<u>Index Offenses</u>	<u>Number</u>	<u>Crime Rate</u>
Murder	4	8.64
Rape	26	56.17
Robbery	106	229.02
Aggravated Assaults	193	416.99
Burglary	318	687.06
Larceny	1,876	4053.23
Motor Vehicle Theft	140	302.48
<u>Arson</u>	<u>19</u>	<u>41.05</u>
Total	2,682	5794.65
Accidents	1,997	
Calls For Services	77,758	

2003 CRIME INDEX OF OFFENSES

<u>Index Offenses</u>	<u>Number</u>	<u>Crime Rate</u>
Murder	4	8.52
Rape	28	59.65
Robbery	78	166.17
Aggravated Assaults	171	364.30
Burglary	322	685.99
Larceny	1,833	3905.06
Motor Vehicle Theft	163	347.25
<u>Arson</u>	<u>15</u>	<u>31.95</u>
Total	2,614	5568.92
Accidents	2,264	
Calls For Services	78,185	

2002 CRIME INDEX OF OFFENSES

<u>Index Offenses</u>	<u>Number</u>	<u>Crime Rate</u>
Murder	7	14.80
Rape	16	33.84
Robbery	91	192.47
Aggravated Assaults	232	490.69
Burglary	343	725.46
Larceny	1870	3955.16
Motor Vehicle Theft	122	258.03
<u>Arson</u>	<u>21</u>	<u>44.41</u>
Total	2702	5714.89
Accidents	1,862	
Calls For Services	79,790	

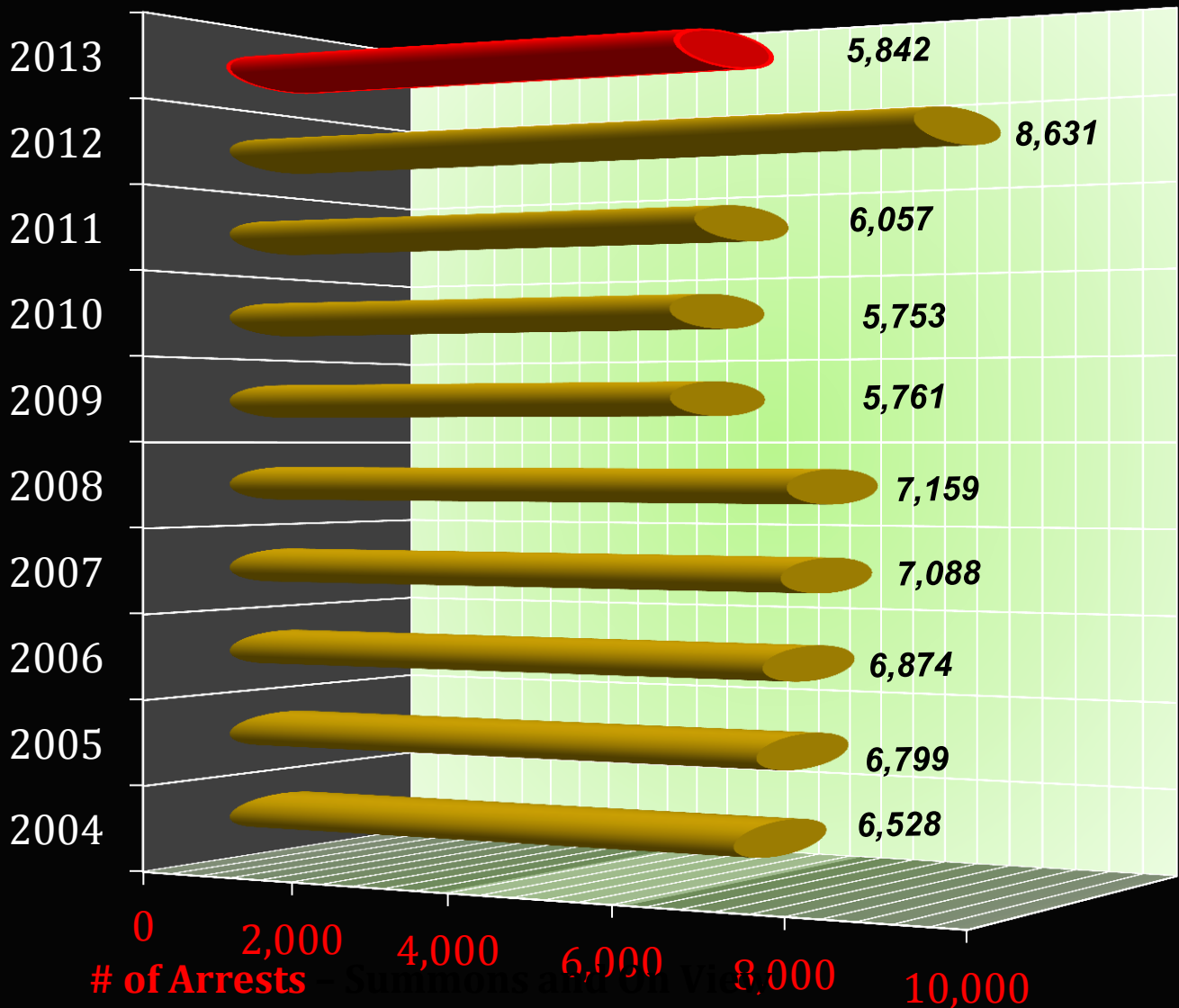
Top Ten Officers for Criminal Arrests – 2013

Summons, Warrant Service and On View

Off. J. R. Walcott - 202	Off. D. C. Lancaster - 182
Off. R. L. Martin - 166	Off. E. G. Wilson – 164
Off. D. T. Shivley – 157	Off. E. W. Kearns – 138
Off. A. M. Kenyi – 124	Off. T. T. Taylor – 123
Off. M. J. Phillips – 118	Off. A. D. Harn - 113

Ten Year Criminal Arrest Trends

Year



Top Ten Officers for Drug Arrests - 2013

Off. M. J. Phillips – 75	Off. J. D. Frost – 69
Off. D. C. Lancaster – 64	Off. C. J. Snead – 34
Cpl. E. L. Ellis – 27	Off. J. A. Pulley - 26 Off. A. D. Harn – 26
Off. W. R. Merrill – 25	Off. R. C. Landrum – 24
Off. L. D. Land – 20	Sgt. E. K. Thompson - 18

Drug Arrest Ten Year Trend



Ten Year Warrant Trend

The Danville Police Department handles warrants many ways. Officers obtain warrants for crimes they are assigned to investigate or officers serve warrants obtained by other parties such as private citizens or other law enforcement agencies. The management of these documents falls to the Police Records Division. Once a warrant is obtained, it is entered in to the Records Management System(RMS) and is tracked from entry to service. Warrants are also entered into the state and/or national wanted persons data base. Our warrant totals generally average in the thousands and range in subject matter from unpaid parking tickets to homicide. The graph below depicts a ten year trend in warrants handled by the Danville Police Department.

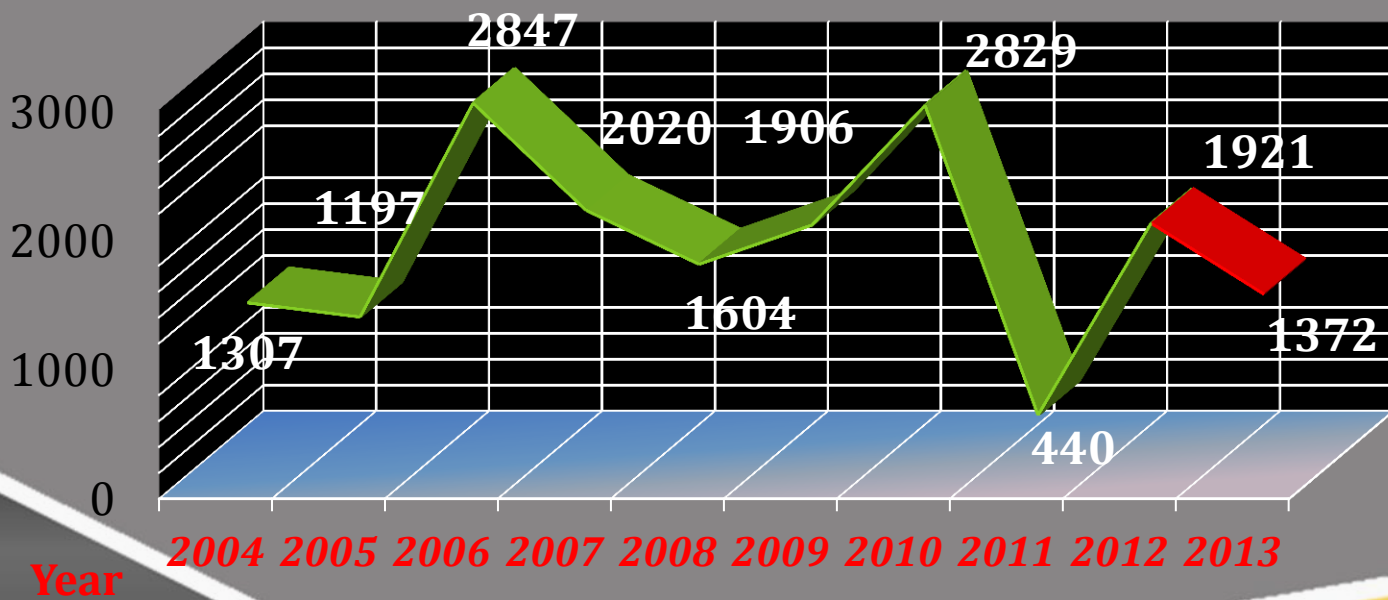


Ten Year Parking Ticket Trend




Due to a resignation, the Danville Police Department did not have a Parking Enforcement Attendant employed for the greater portion of 2011

of Tickets Issued



Top Intersections for Vehicle Crashes - 2013



**Piedmont Drive @
Mt. Cross Road -**

10

**Westover Drive @
Piedmont Drive -**

8

**South Boston Road@
Airport Drive -**

7

**Piney Forest Road @
Riverside Drive -**

6

**Piney Forest Road @
Beavers Mill Road -**

5

**Memorial Drive @
Robertson Bridge -**

4

**North Main Street @
Moffett Street -**

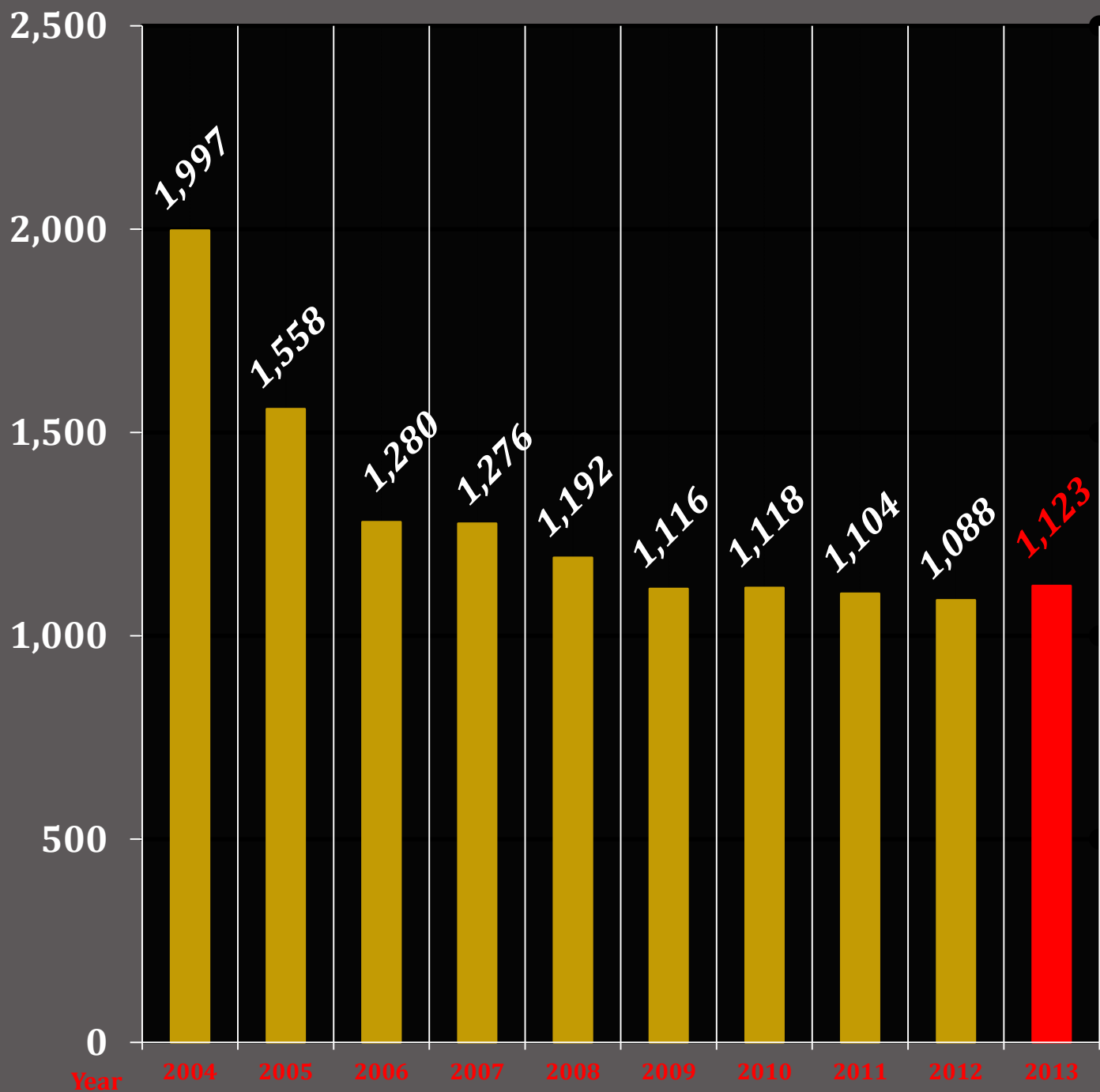
4

**Riverside Drive @
Central BLVD -**

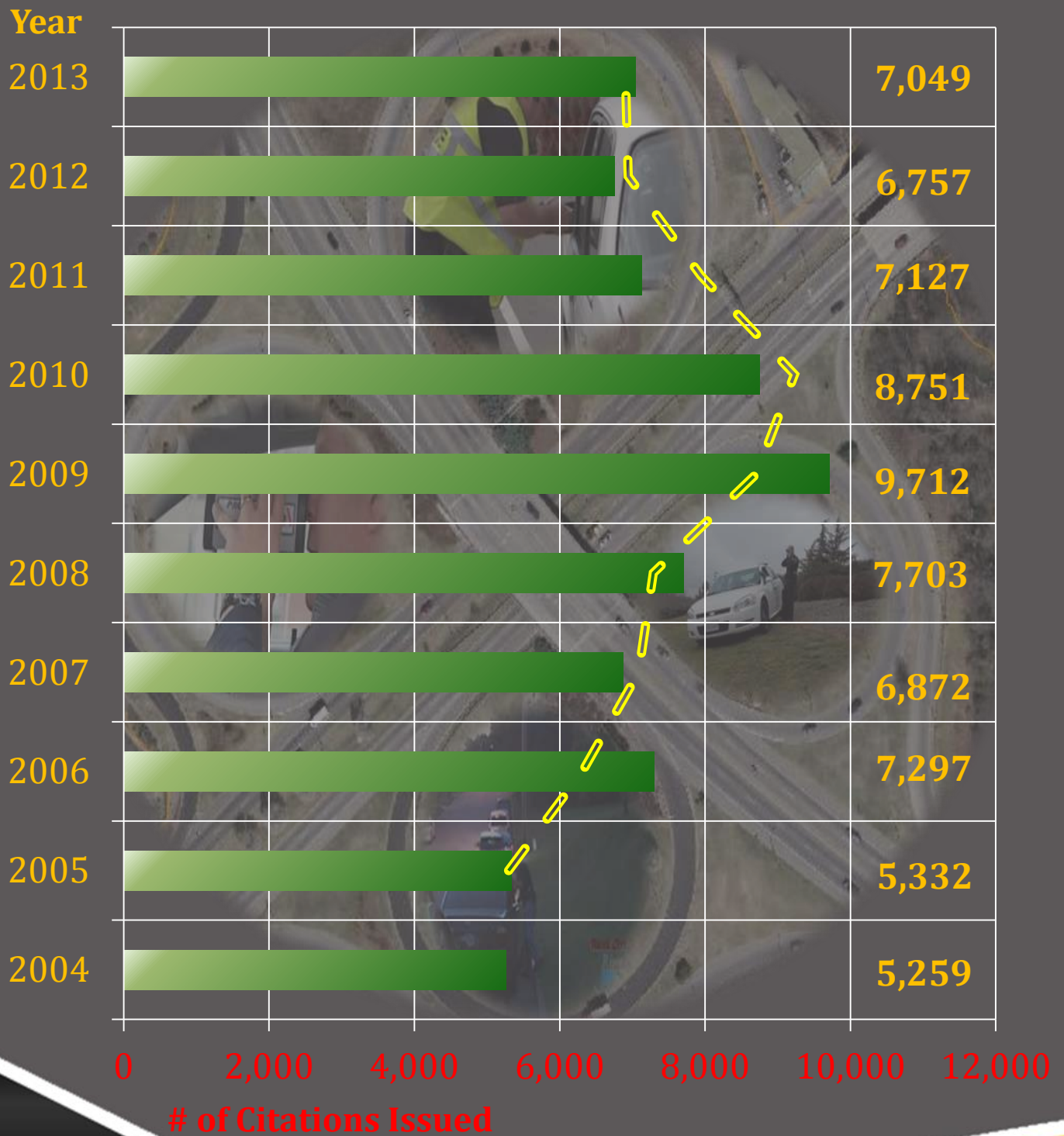
4

Traffic Crashes Ten Year Trend

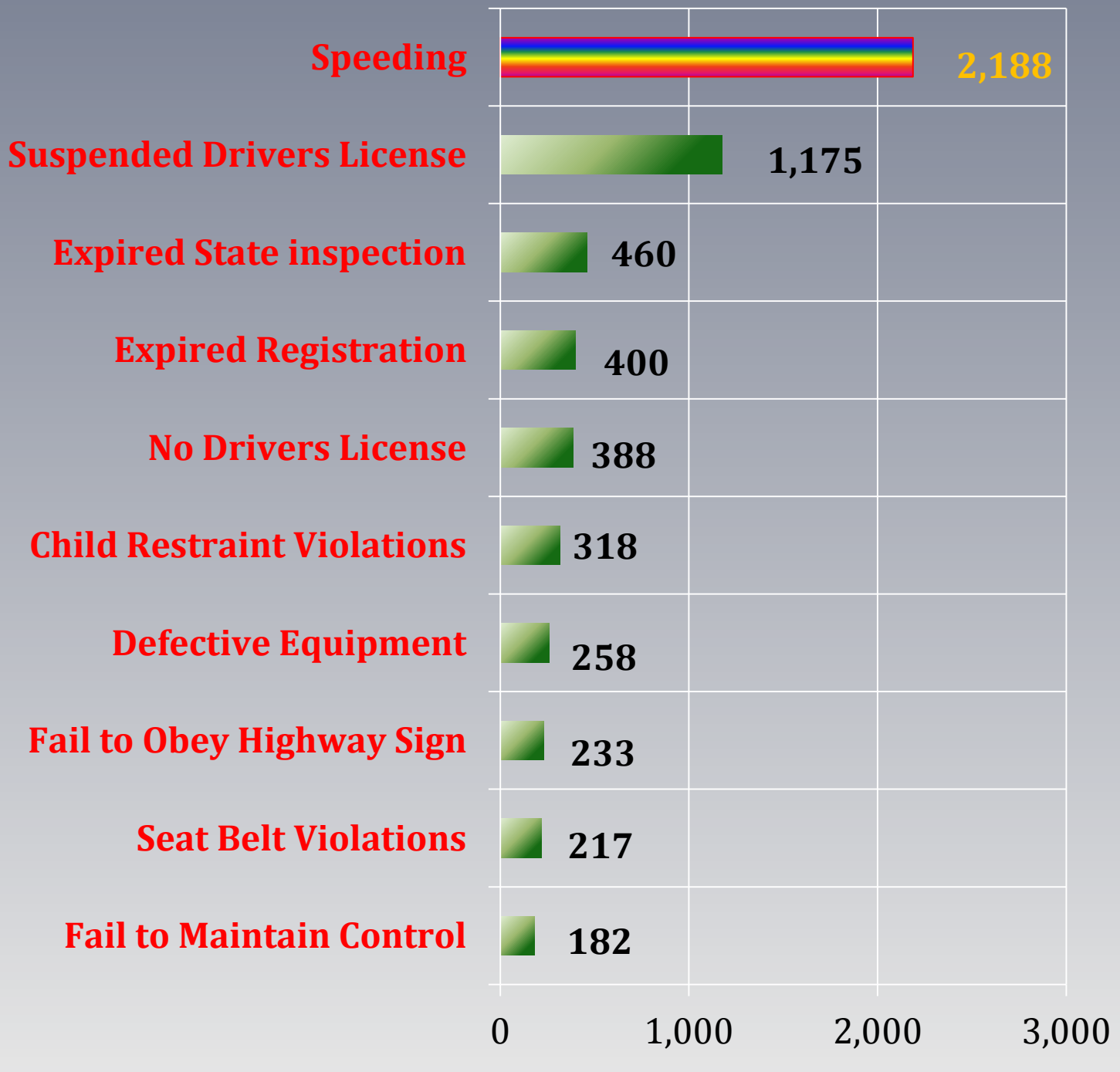
of Crashes



Ten Year Traffic Citation Trend



Top Ten Traffic Citation Trend



Top Ten Traffic Citation Producers - 2013

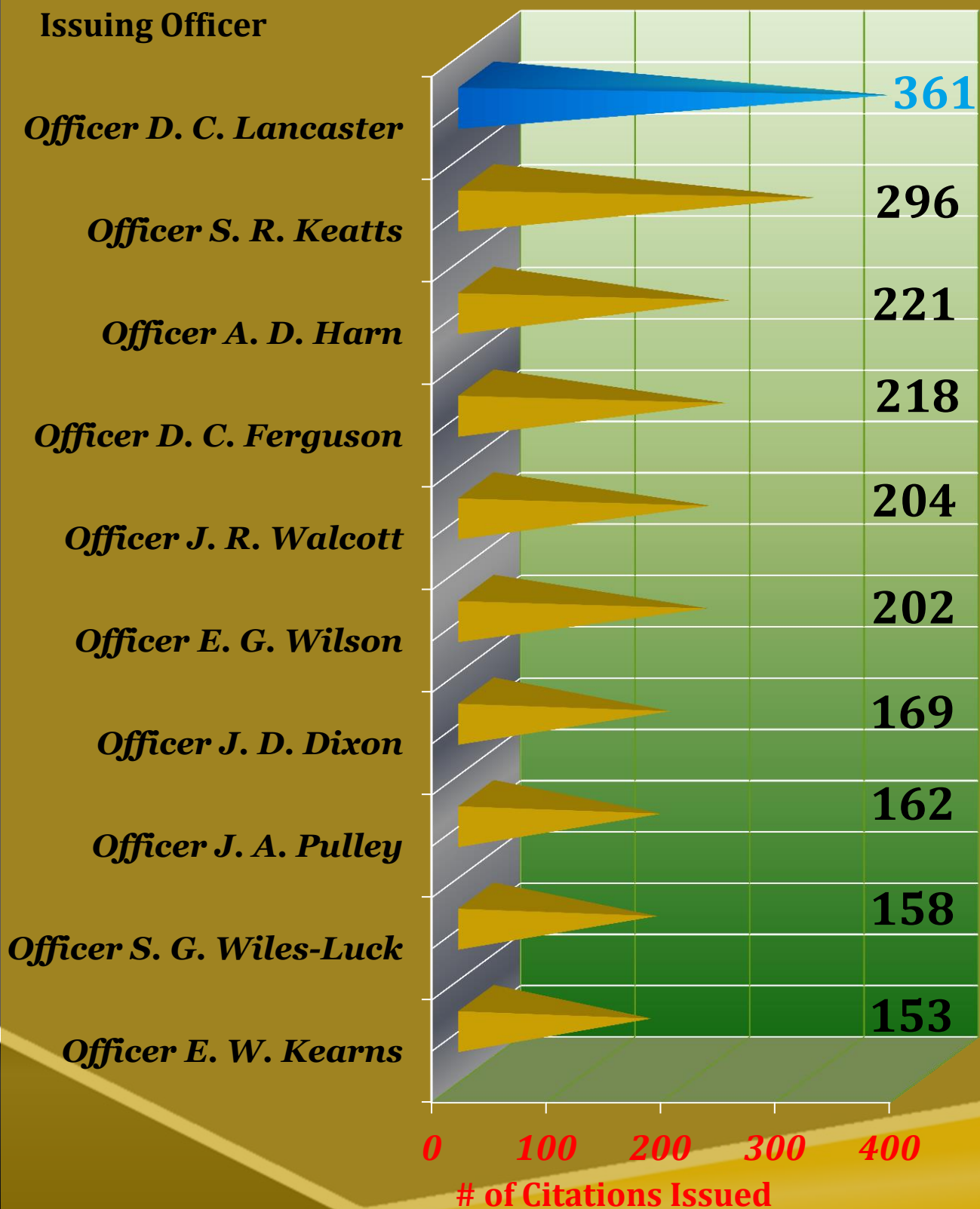


Photo Highlights 2013



Spring & Fall Prescription Drug Take Back Events



Special Olympics Torch Run



National Night Out

Photo Highlights 2013

Hot Cars Campaign



Off. Lancaster, Cpl. McCormick, Off. Wilson – Receive Medals of Bravery from the Sons of the American Revolution for Life Saving Actions



Inv. A. K. Hairston Visits Taiwan as part of the Rotary International Exchange Program



Off. D. C. Lancaster Recognized by MADD for DUI Enforcement

Photo Highlights 2013



Employee Health Fair



Officer T. T. Russell Receiving a Commendation for Outstanding Performance in the Capture of an Armed Robbery Suspect



Annual Softball Tournament



Photo Highlights 2013

Traffic Safety Awards for Efforts in 2013



First Quarter Top Producers



Second Quarter Top Producers



Third Quarter Top Producers



Fourth Quarter Top Producers



2013 Overall Top Producers

Photo Highlights 2013

Traffic Safety Awards 2013



*Saved By The Belt
Recipient Mr. Goodman*



*Media Appreciation
Recipient – Mark Aron,
River City TV*



*Media Appreciation
Recipient – George
Hairston, WDVA Radio*

Photo Highlights 2013



Chief Broadfoot Presents a Commemorative Shadow Box to Crossing Guard Shirley Searce's family shortly after her untimely passing




*Cops & Kids 2013 Sponsored by the Fraternal Order of Police
And Hosted by Target
Paired Needy Families with Officers and a Christmas Shopping Trip for the Children*




American Legion Post 1097 Police Officer of the Year: Cpl. R. E. Chivvis

New Hires 2013

Officer D. N Clark





Officer C. M. Wallace




Animal Control
Officer J. D. Hodges



Officer A. J. Adkins




Officer S. T. Brockway



In Celebration Retirement

**Senior Investigator
N. S. Snow**



**02/01/84 – 08/31/13
29 years service**



Chief Broadfoot presenting Inv. Snow with her original Oath of Office shadow box

In Celebration




Melba Tanksley

Crossing Guard Melba
Tanksley (circa 1955)



1953 -- Current



Crossing Guard Melba
Tanksley 2013

60 Years of Continuous Service & Counting!



Chief Broadfoot & Crossing Guard Melba
Tanksley at her surprise celebration party



In Memory

**Crossing Guard
Shirley Searce**




**05/04/98 –
05/15/13
15 Years of
Service**

Lt. J. H. Brown



**04/15/63 –
12/31/93
30 Years of
Service**

Lt. H. J. Bayes



**09/01/61 –
12/31/89
28 Years of
Service**

73 Combined Years of Dedicated Service



GONE BUT NOT FORGOTTEN

In Memory of: Former Police Officer

*CPL. R. L. MCCUBBINS JR.
END OF WATCH 12-26-2013*



Ralph "Lee" McCubbins, Jr., 43, of Danville, VA was killed on Thursday, December 26, 2013 in Afghanistan while working for Pax Mondial contractors.

Lee was born in Danville, VA on February 26, 1970. Son of Ralph Lee McCubbins, Sr. and wife Deborah of Axton, VA and Cynthia Stowe Inman and husband Jerry of Columbia, SC.

Lee worked for the Danville Police Department from 1994 until 2009 where he was a member of the SWAT team and the K-9 Unit. After leaving the police department he went to work in Chantilly for two years, before going to work in Afghanistan for Pax Mondial where he handled bomb sniffing dogs.



GONE BUT NOT FORGOTTEN

“Deeds Not Words”

