

Danville

Meeting the Challenges of Today.....

D A N V I L L E

P O L I C E

D E P A R T M E N T

Annual Report

2
0
1
4

City of Danville Police Department



An Accredited Agency Since
1999



Mission Statement

The Danville Police Department will provide quality service to the community through a process of continuous improvement. We will maintain a safe environment for all by protecting life, individual liberty and property through partnerships with citizens and businesses.

The motto of the Danville Police Department is:
“ DEEDS NOT WORDS ”

Command Staff



***Colonel
Philip A.
Broadfoot

Chief of
Police***



***Lt. Col. R.
D. Hairston

Deputy Chief
of Police***



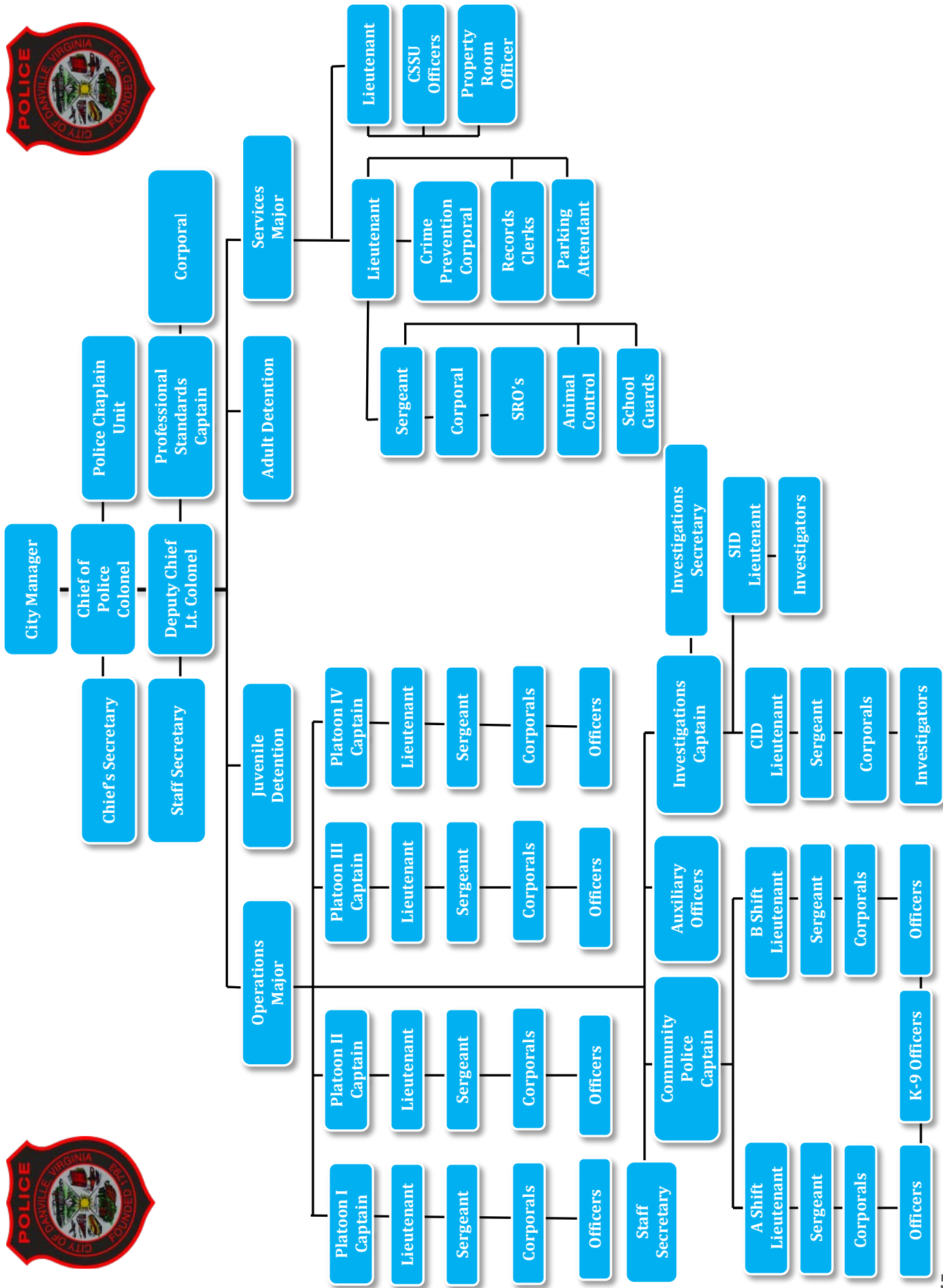
***Major E. V.
Burke

Operations
Division
Commander***



***Major C. K.
Wiles

Services
Division
Commander***





Annual 14 Report



I am pleased to present the Danville Police Department 2014 Annual Report. In this report you will find descriptive information, statistical data and photographs depicting the work performed by the officers of the department.

The year 2014 was filled with achievements and challenges alike as the department navigated the changing public perspective on law enforcement and re-evaluated our strategies for transparent public service. The addition of body worn cameras for all of our Operations Division, along with multi-layered training programs for staff and a continued concerted effort to enhance our hiring process has left the department on a firm strategic platform for the new year ahead.

You can be proud of your police department. The men and women that make up the Danville Police Department consistently perform at levels far and above the "norm" and do their best to provide quality service to the citizens of Danville. We are proud to serve the citizens of the region and look forward to their continued support during 2015.

Sincerely,

Colonel Philip A Broadfoot
Chief of Police



Danville Police Department 2014: Year in Review

The 2014 highlights of the Danville Police Department were:

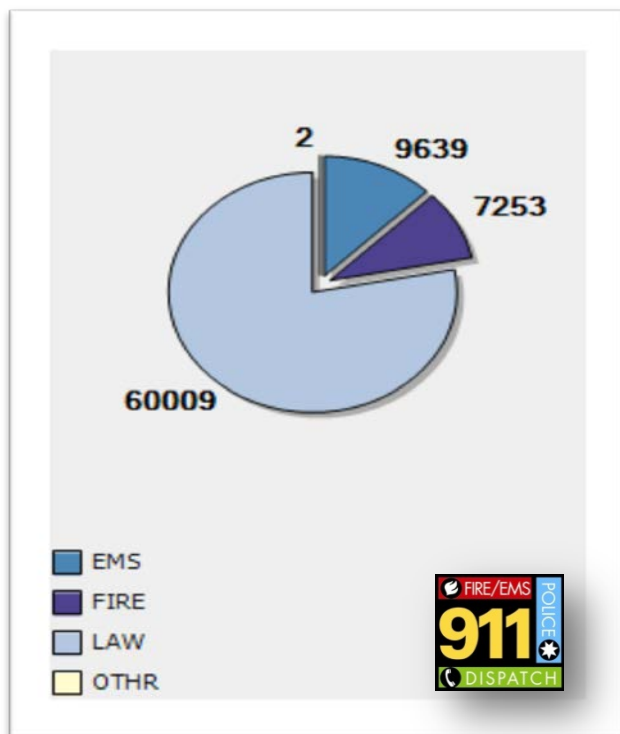
- the slight reduction in crime rates;
- expansion of directed patrol techniques;
- enhancement and upgrades to our information systems and equipment.

Crime Continues to Trend Down

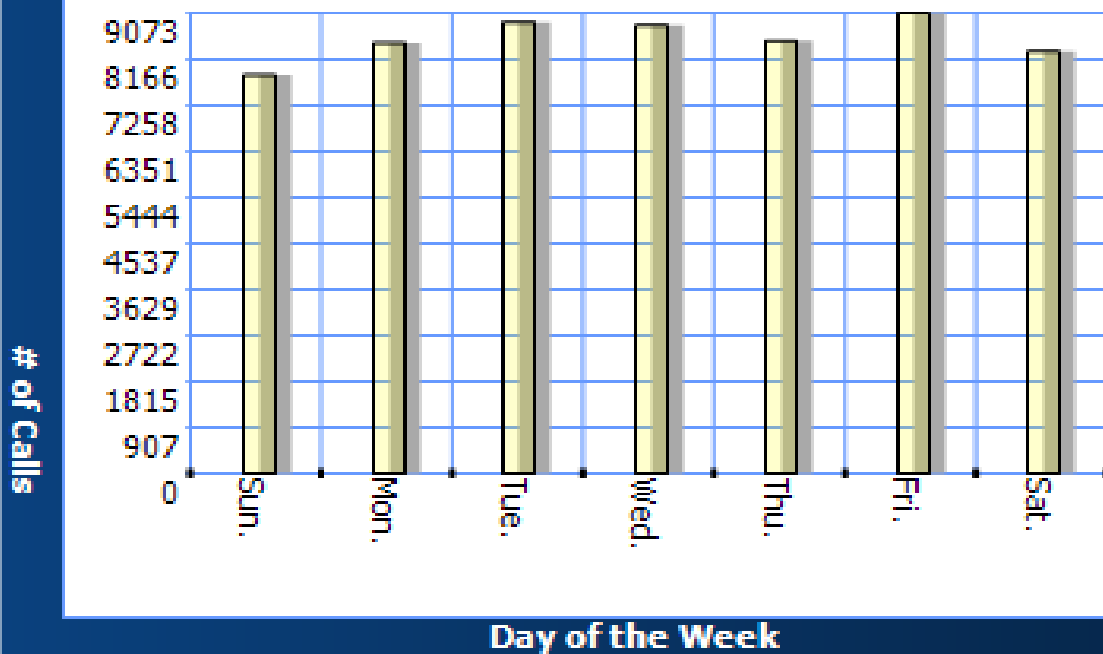
Preliminary figures on crime reported in 2014 show reductions in most of Danville's serious crime. Most significant is that there were only three homicides last year, down from six the previous year. There were also reductions in the other major crime categories of burglary, larceny, motor vehicle theft and arson. Reported robberies were down by one from the previous year however there were increases in reported aggravated assaults and rapes. The overall total of these reported offenses were down from 2,204 in the previous year to 1,954 in 2014.



2014 Calls for Service



Calls for Service by Weekday

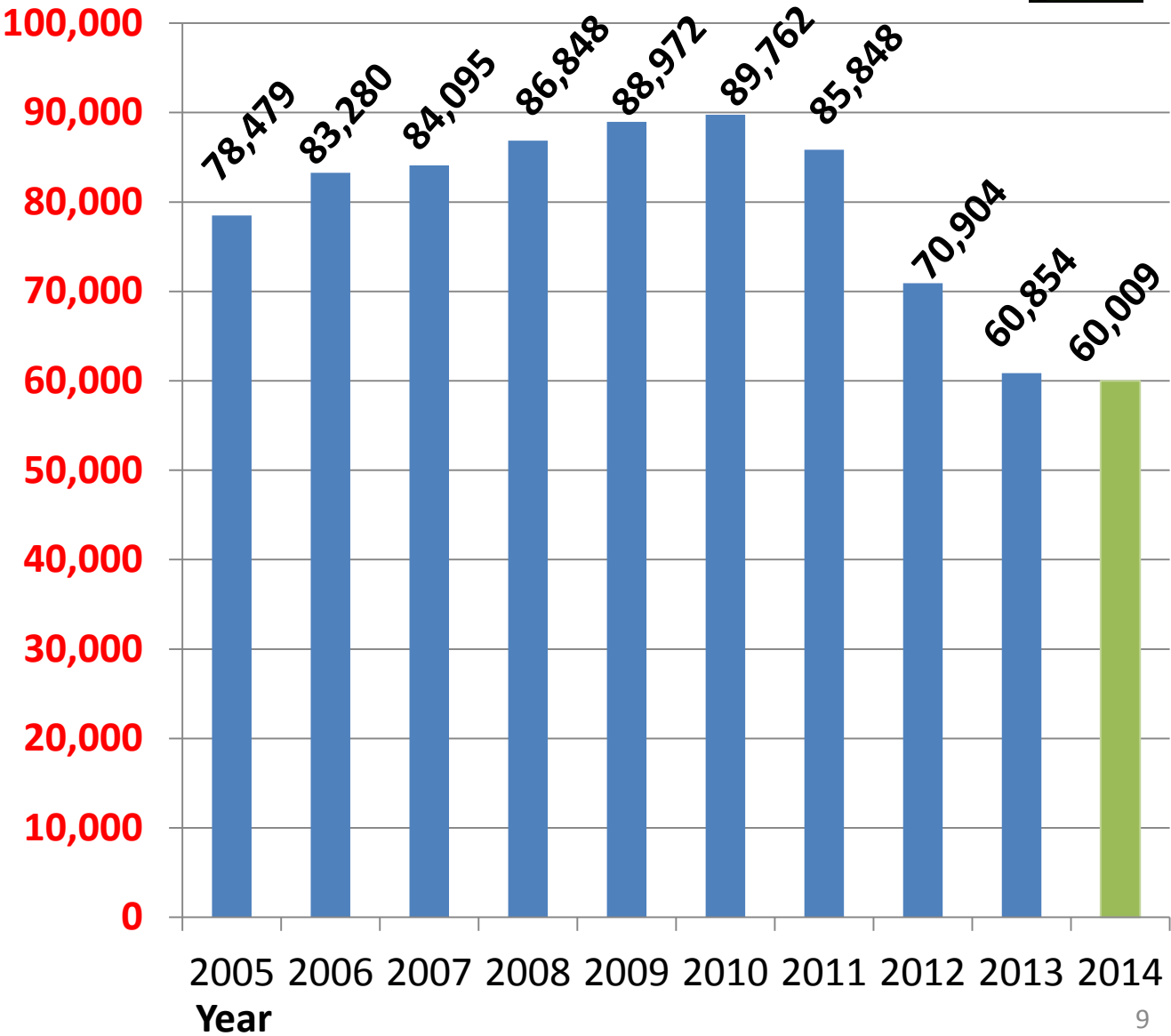




NOTE: Due to the implementation of a new Records Management System (RMS) in late 2012, certain previously defined calls for service were either deleted or blended into the new format. Additionally, Computer Aided Dispatch protocol prompts the telecommunications staff with a series of questions and answers so the end result for the call (CFS) is dependent upon the data input.

of Calls

Calls for Service Ten Year Trend





2014 Top Calls for Service Breakdown

<u>Call Type</u>	<u>Number of Calls for Service</u>
Alarms	5,000
Disturbance, Fight, Keep the Peace	3,385
Animal Calls	3,367
Suspicious – Person, Object, Circumstances, Vehicle	1,895
Vehicle Crashes	1,812
911 Hang Up Calls	1,587
Theft	1,476
Traffic Hazards	1,278
Trespassing issues	933
Domestic Violence	899
Welfare checks	845
Disabled Vehicles	828
Damage, Vandalism, Mischief	800
Burglary – Breaking & Entering	594
Assault	422
Shots Fired	394
Citizen Flag Downs	228
Weapons Issues	172



2014 Crime Index of Offenses

In 2014 report rates were calculated using the population estimates from the Weldon Cooper database, dated 02-11-2015.

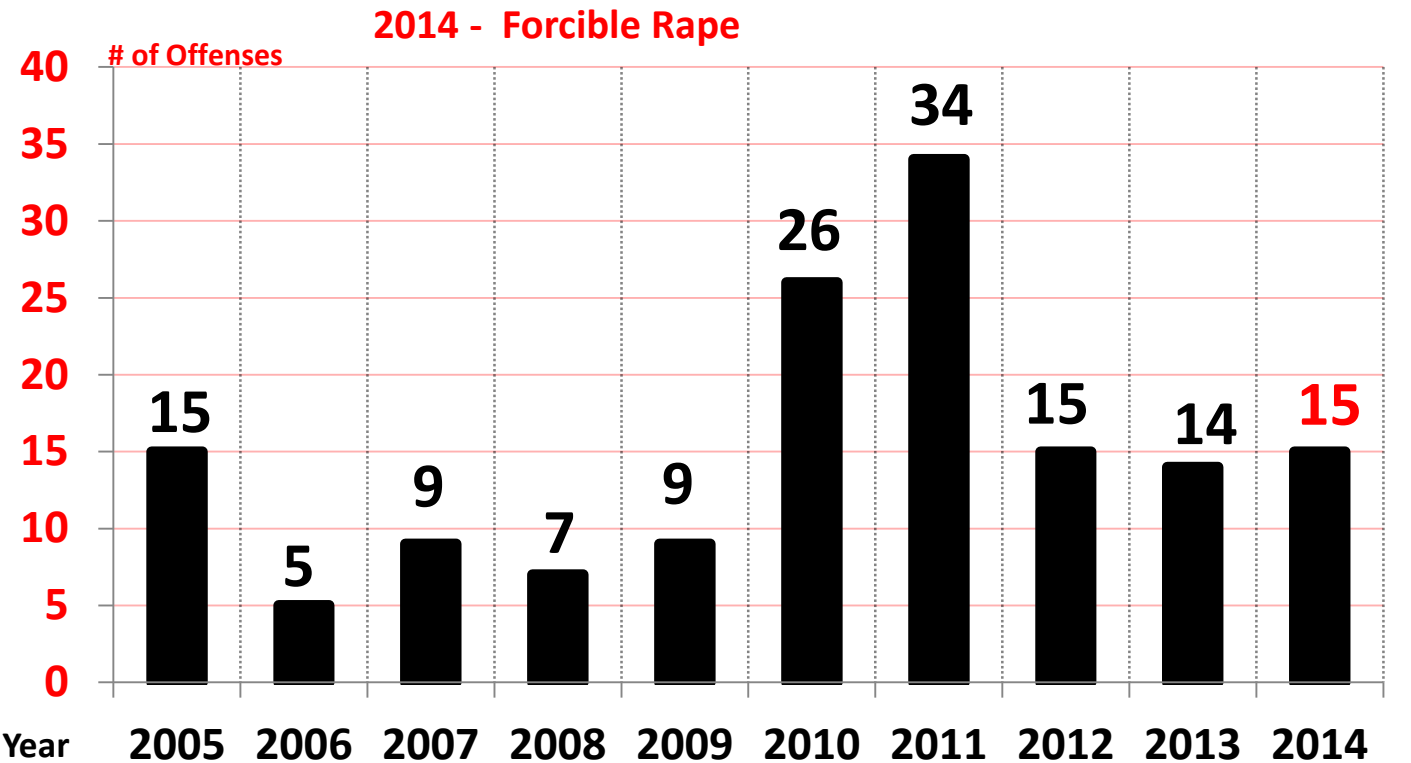
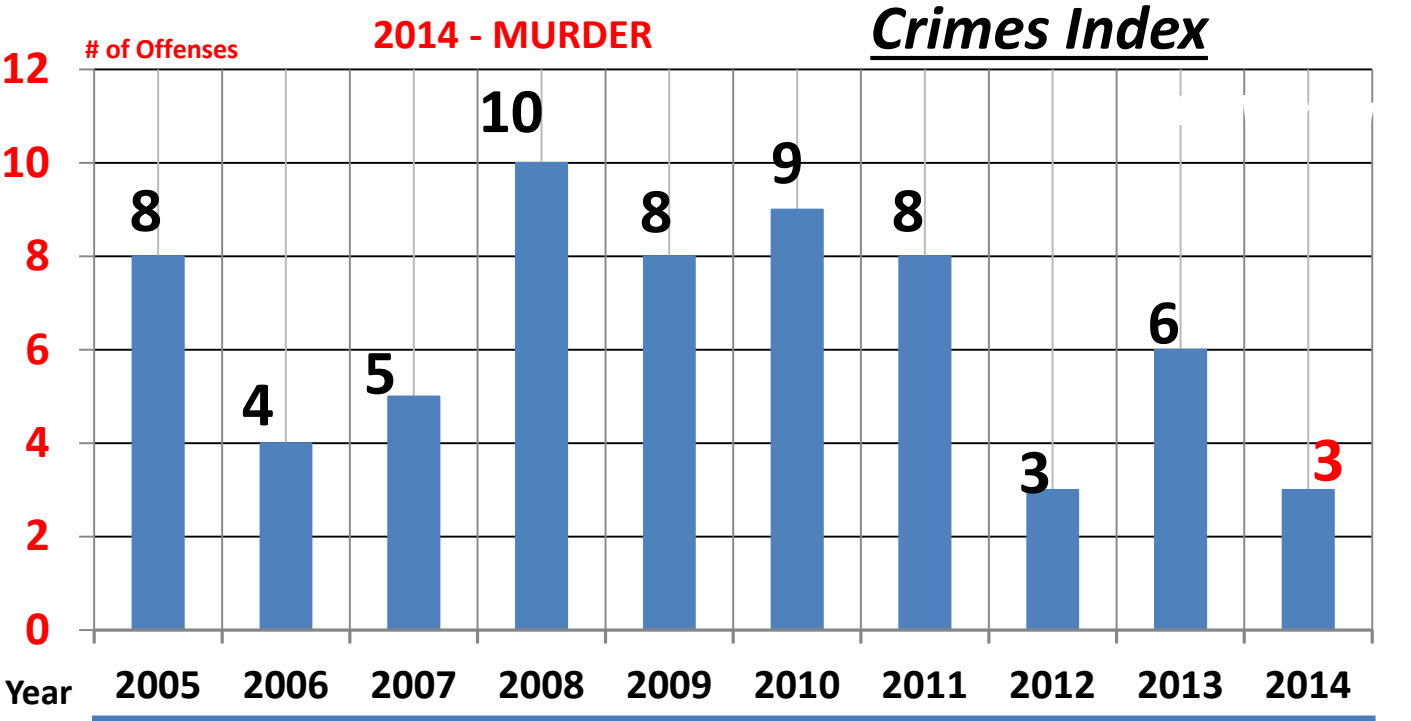
2014 Crime Index of Offenses

<u>Index Offenses</u>	<u>Number</u>	<u>Crime Rate</u>
Murder	3	6.98
*Forcible Rape	15	34.90
*Other Forcible Sex Offenses	29	67.48
Robbery	58	134.96
Aggravated Assault	108	251.31
Breaking and Entering	394	916.81
Larceny	1,320	3071.55
Motor Vehicle Theft	60	139.62
<u>Arson</u>	<u>11</u>	<u>25.59</u>
Total	1995	4642.23
Accidents	1,093	
Calls for Service	60,009	

***NOTE:** In an effort to maintain transparency and the continuity of information, the department will report Forcible Rape and Other Forcible Sex Offenses as 2 separate categories from calendar year 2014 forward. Other Forcible Sex Offenses includes the following: Forcible Sodomy, Forcible Fondling, and Forcible Object Penetration.

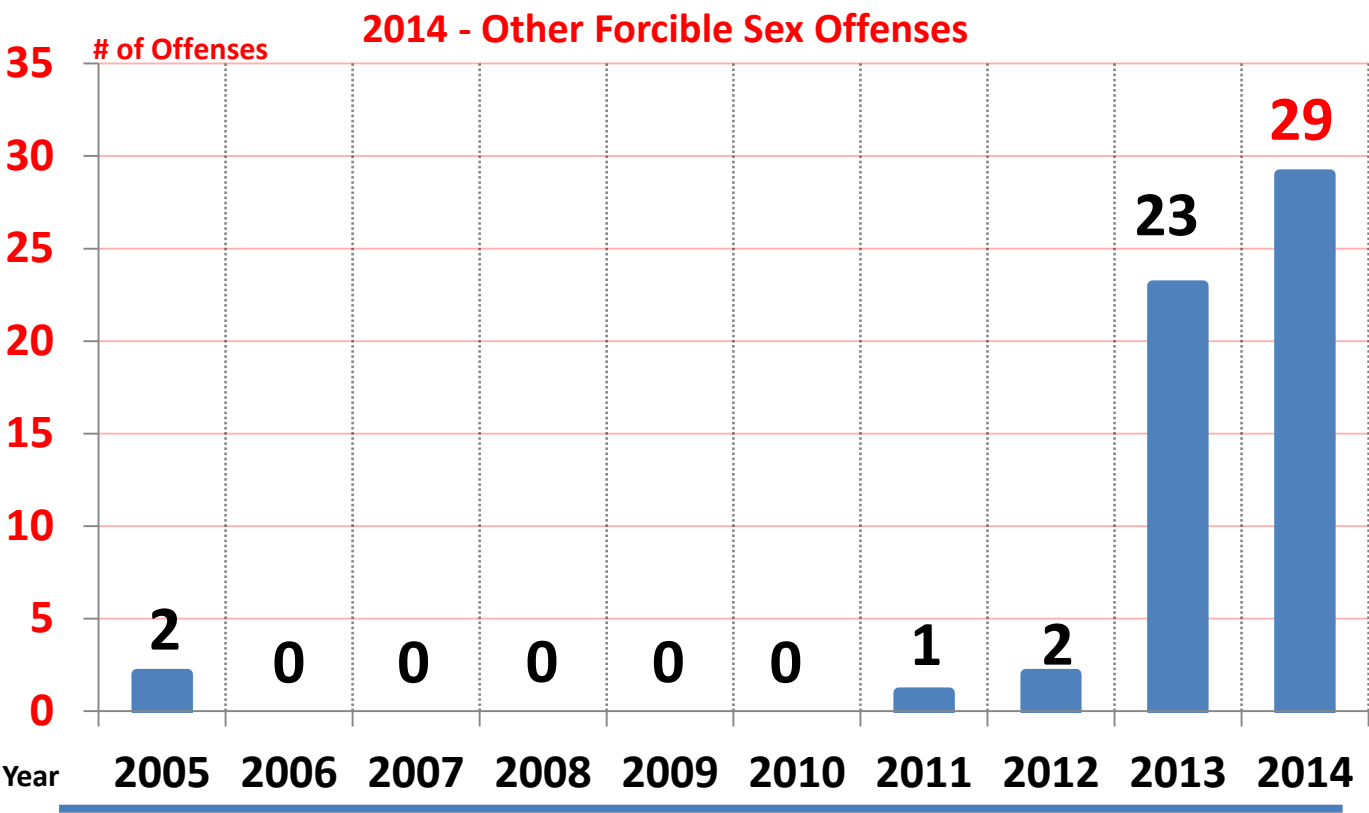
Population (42,975) divided by 100,000 = .42975

of offenses divided by .42975 = Crime Rate

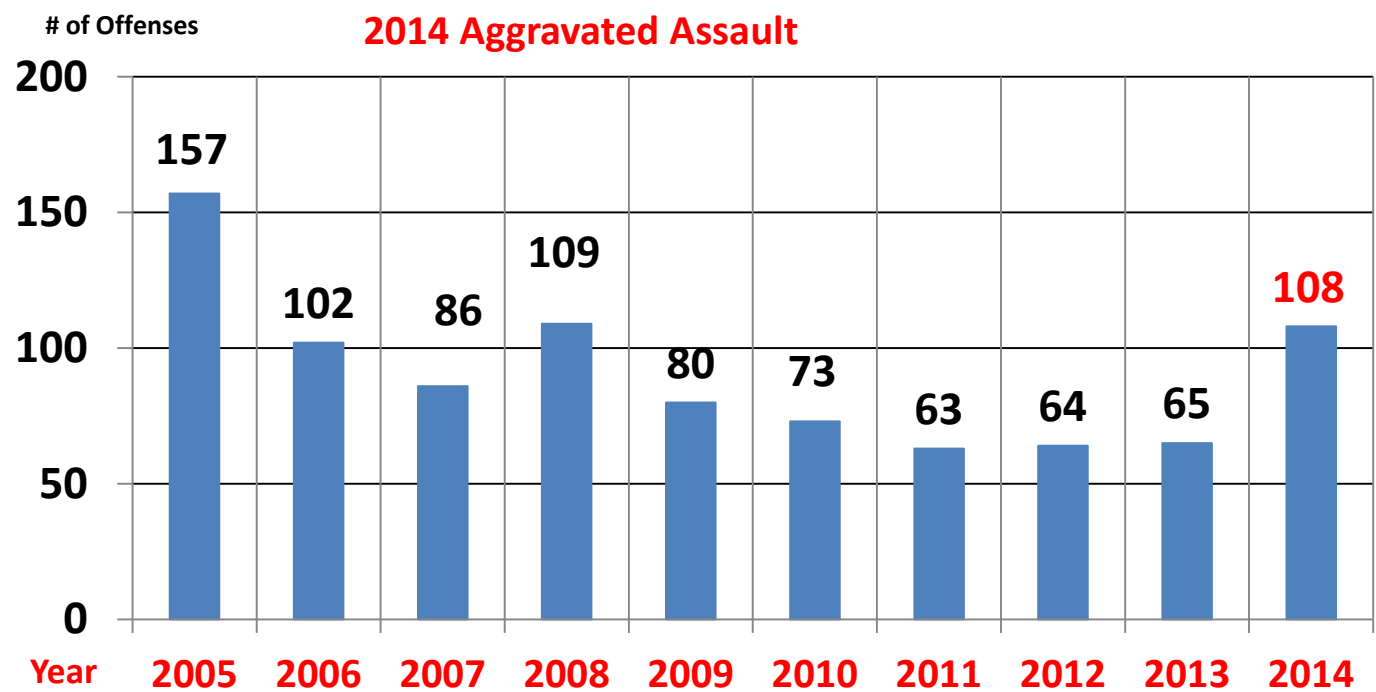
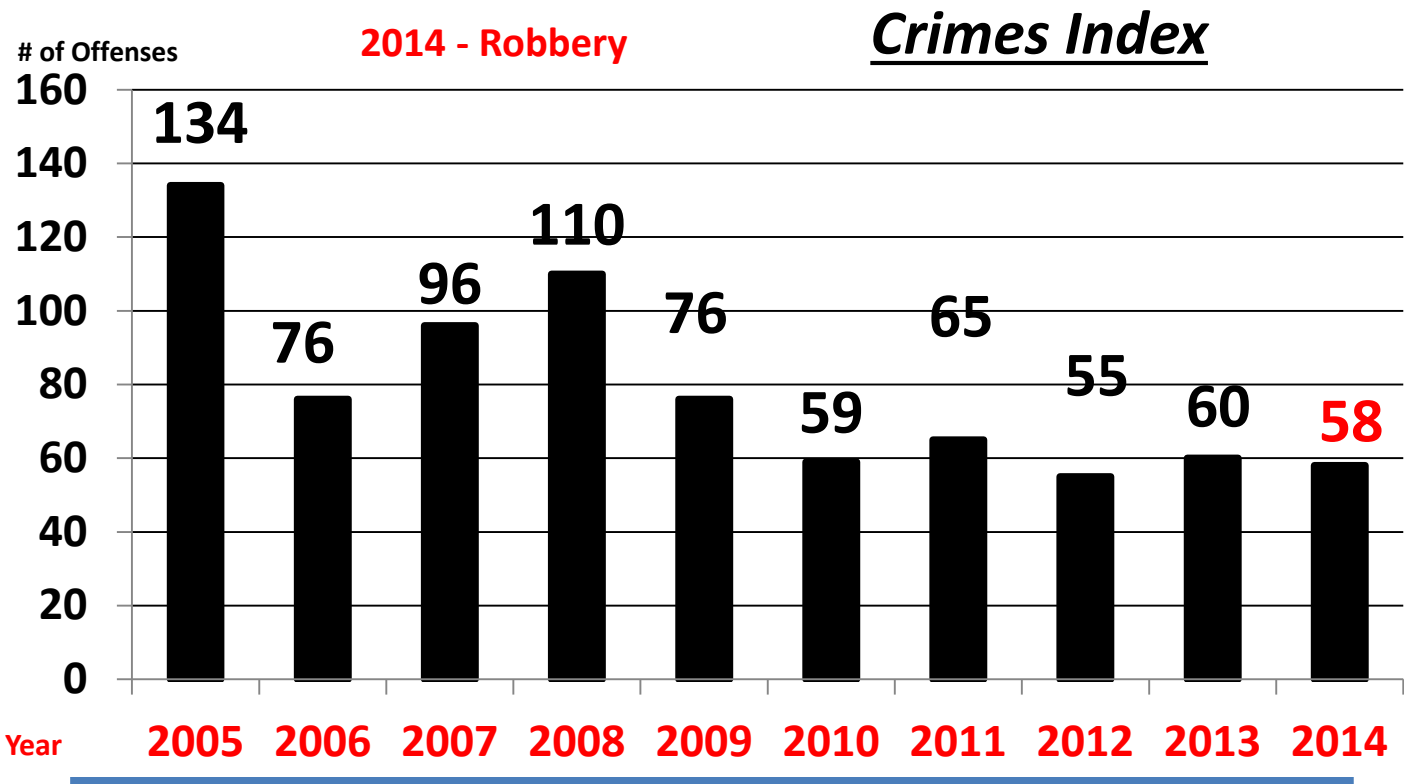


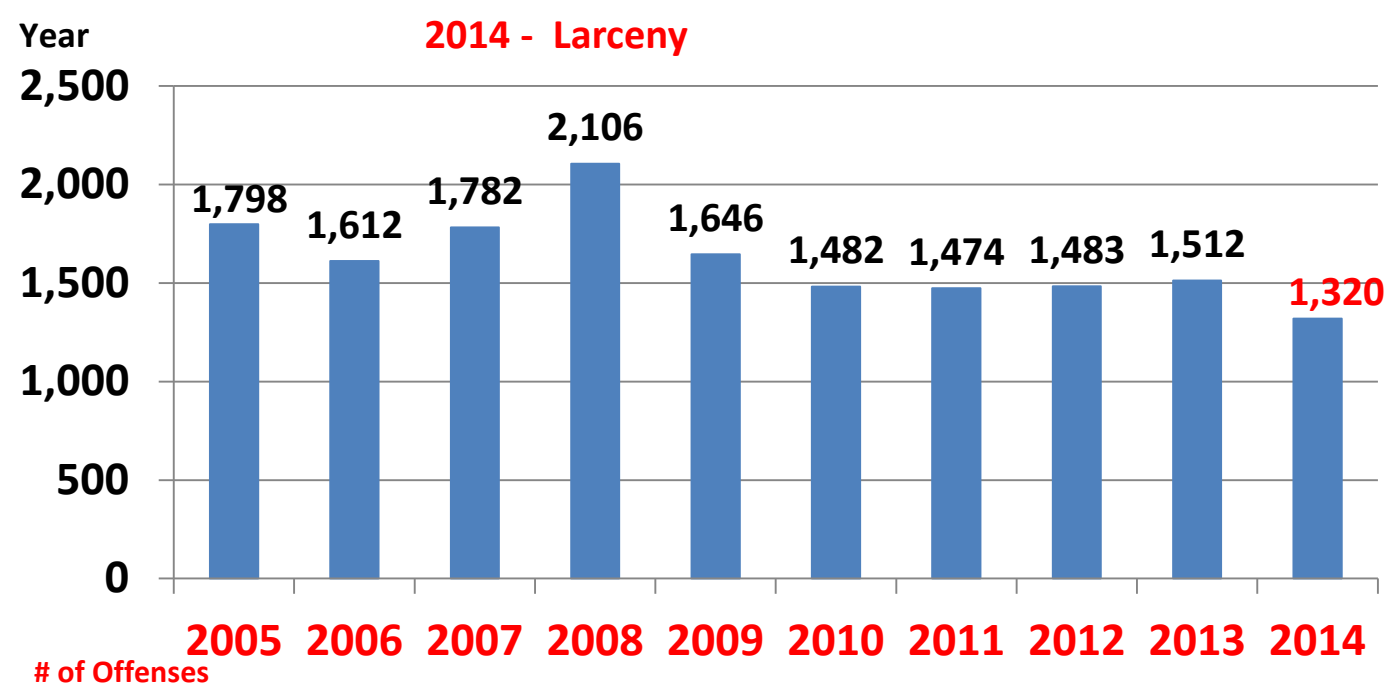
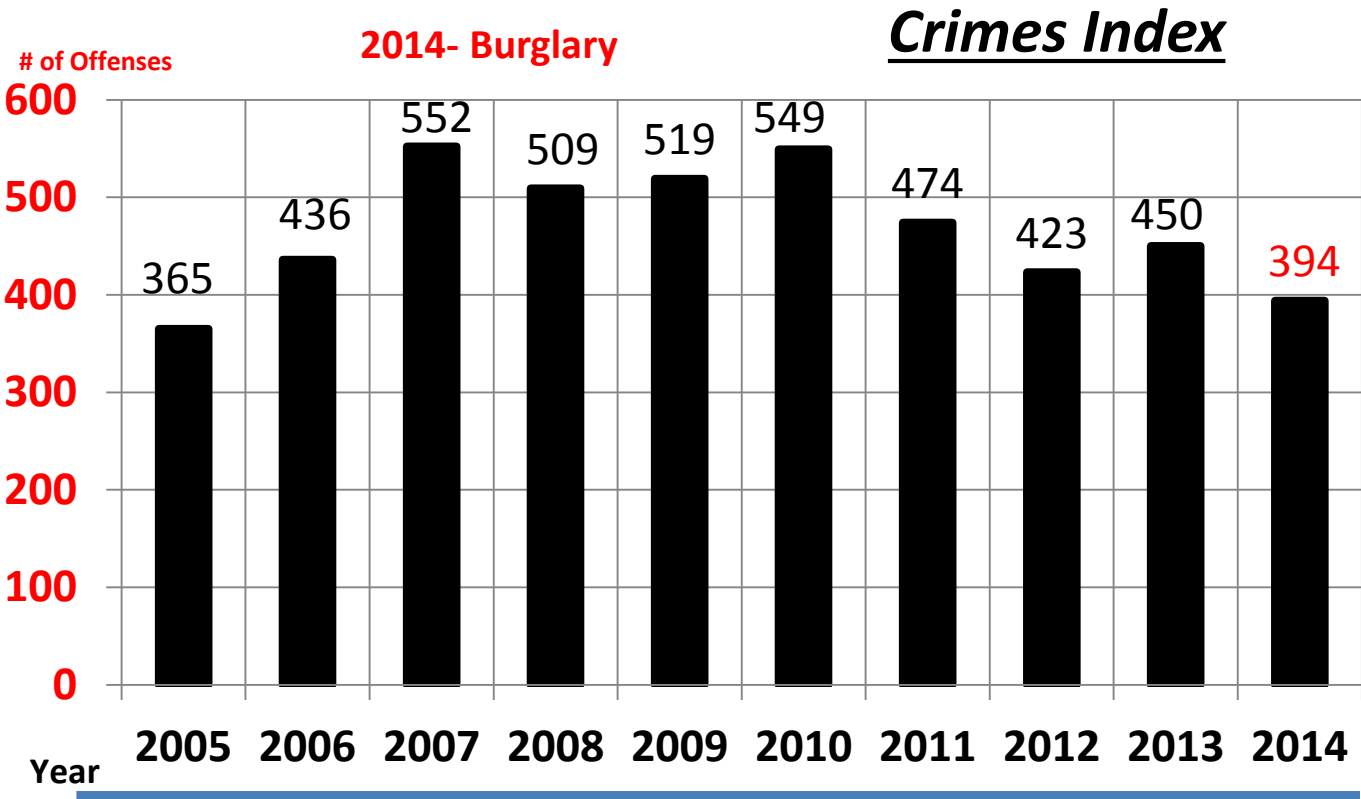


Crimes Index



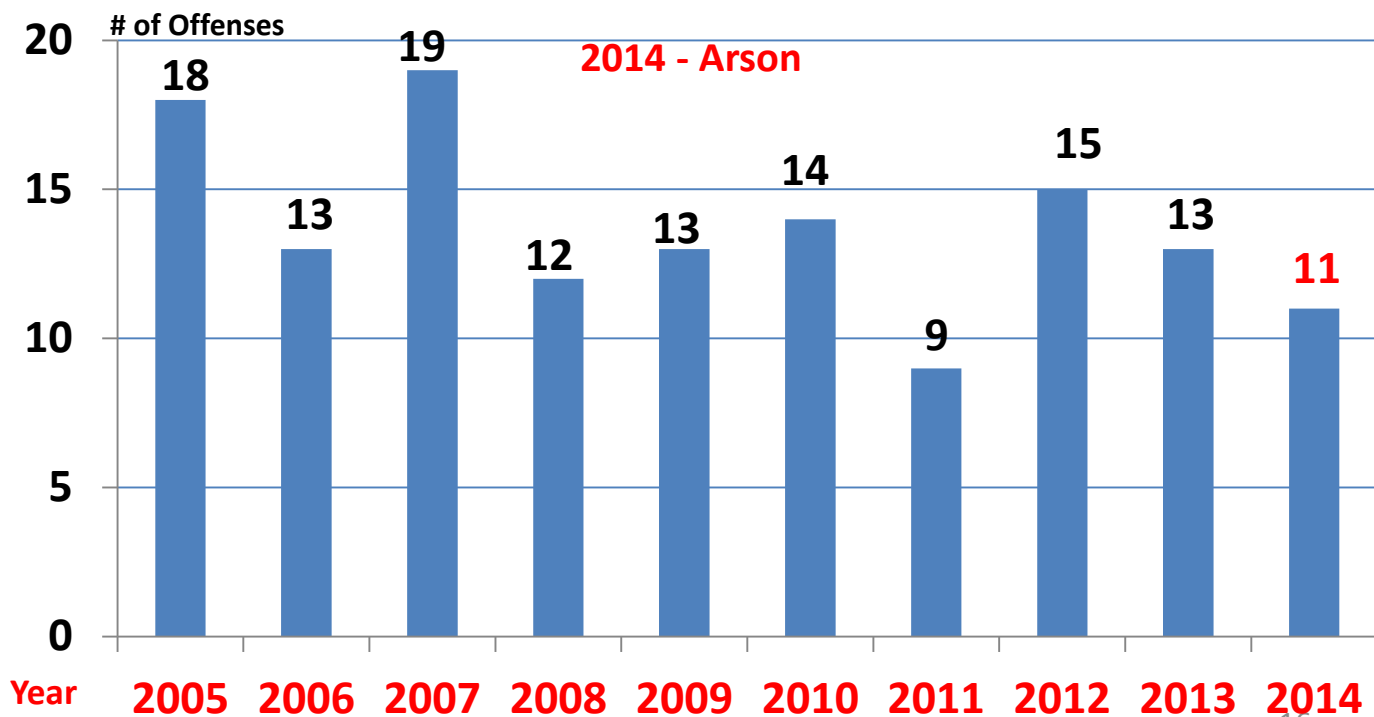
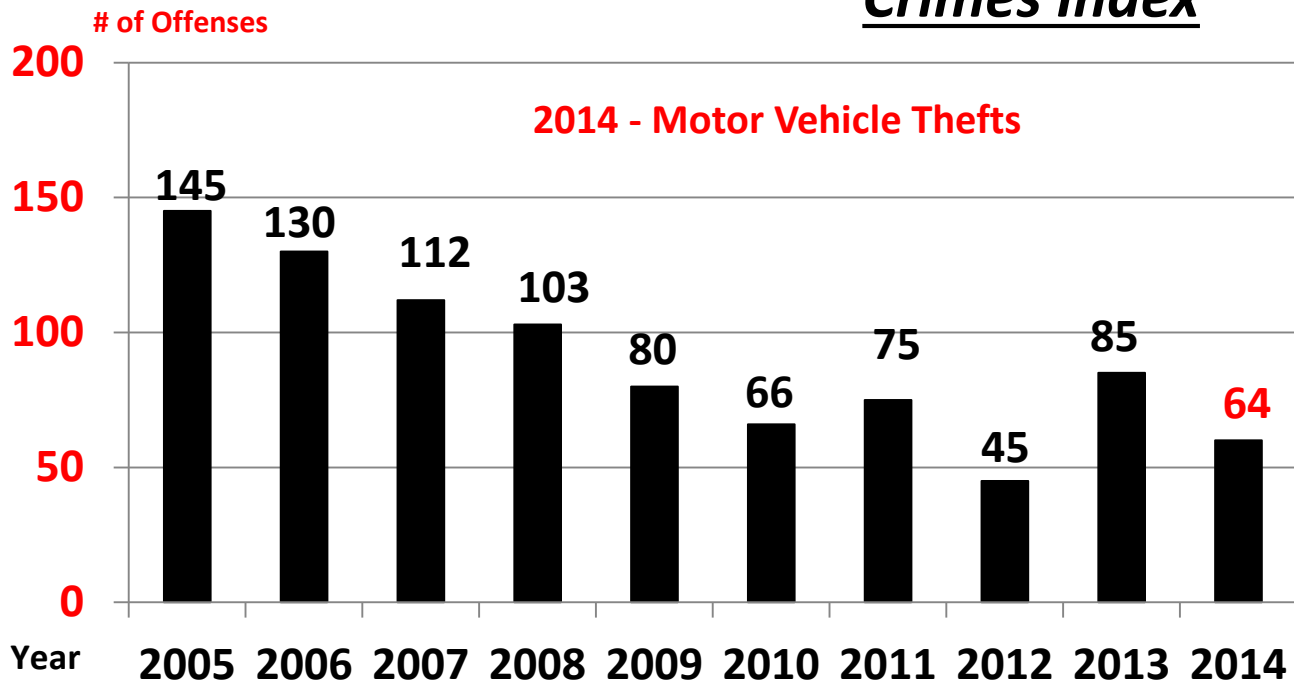
***NOTE:**
Due to the implementation of a new Records Management System (RMS) in late **2012**, certain previously defined calls for service were either deleted or blended into the new format. Additionally, Computer Aided Dispatch protocol prompts the telecommunications staff with a series of questions and answers so the end result for the call (CFS) is dependent upon the data input. Under this new classification system Other Forcible Sex Offenses includes the following: Forcible Sodomy, Forcible Fondling, and Forcible Object Penetration. These offenses were not classified individually prior to 2012







Crimes Index





In 2013 report rates were calculated using the population estimates from the Weldon Cooper database.

2013 Crime Index of Offenses

<u>Index Offenses</u>	<u>Number</u>	<u>Crime Rate</u>
Murder	6	13.98
Rape	14	36.62
Robbery	60	139.82
Aggravated Assault	65	151.47
Breaking and Entering	450	1048.66
Larceny	1,512	3523.49
Motor Vehicle Theft	85	198.08
<u>Arson</u>	<u>13</u>	<u>30.29</u>
Total	2,204	5136.09
 Accidents	 1,123	
 Calls for Service	 60,854	

Refer to page 24 for notation on changes to Calls for Service

Population (42,912) divided by 100,000 = .42912

of offenses divided by .42912 = Crime Rate



In 2012 report rates were calculated using the population estimates from the Weldon Cooper database.

2012 Crime Index of Offenses

<u>Index Offenses</u>	<u>Number</u>	<u>Crime Rate</u>
Murder	3	6.92
Rape	15	34.61
Robbery	55	126.92
Aggravated Assault	64	147.69
Breaking and Entering	423	976.18
Larceny	1483	3422.41
Motor Vehicle Theft	45	103.84
<u>Arson</u>	<u>15</u>	<u>34.61</u>
Total	2,103	4853.18
 Accidents	 1,088	
Calls for Service	70,904	

Population (43,332) divided by 100,000 = .43332

of offenses divided by .43332 = Crime Rate



In 2011 report rates were calculated using the population estimates from the Weldon Cooper database.

2011 Crime Index of Offenses

<u>Index Offenses</u>	<u>Number</u>	<u>Crime Rate</u>
Murder	8	18.46
Rape	36	83.08
Robbery	66	1152.31
Aggravated Assault	65	150.00
Breaking and Entering	474	1093.88
Larceny	1,474	3401.64
Motor Vehicle Theft	75	173.08
<u>Arson</u>	<u>9</u>	<u>2.77</u>
Total	2,207	6093.22
 Accidents	 1,104	
Calls for Service	85,848	

Population (43,332) divided by 100,000 = .43332

of offenses divided by .43332 = Crime Rate



In 2010 report rates were calculated using the population estimates from the Weldon Cooper database.

2010 Crime Index of Offenses

<u>Index Offenses</u>	<u>Number</u>	<u>Crime Rate</u>
Murder	9	20.90
Rape	26	60.38
Robbery	57	132.38
Aggravated Assault	73	169.55
Breaking and Entering	549	1275.11
Larceny	1,482	3442.10
Motor Vehicle Theft	66	153.29
<u>Arson</u>	<u>14</u>	<u>32.51</u>
Total	2,276	5286.26
Accidents	1,118	
Calls for Service	89762	

Population (43,055) divided by 100,000 = .43055

of offenses divided by .43055 = Crime Rate



Directed Patrol Techniques

Department-Wide Directed Patrol

2014 brought the implementation of Department-wide directed patrol techniques. Previously this technique had been successfully used by the Community Police section and on a case-by-case basis by the Patrol Division. By using location and time data on reported crimes, proactive patrols are directed into geographic areas with higher probabilities of crime occurrence. The Department continues to work toward using data to more efficiently direct patrol activities, including using DDACTS - Data-Driven Approach to Crime and Traffic Safety - an operational model developed through a partnership between the Department of Justice and the National Highway Traffic Safety Administration. This technique involves the overlay of crime and traffic crash data to help direct resources to have a proactive impact on traffic safety and crime, since vehicle travel is such an integral component of our mobile society. This process also leverages the deterrence value of highly visible enforcement actions.

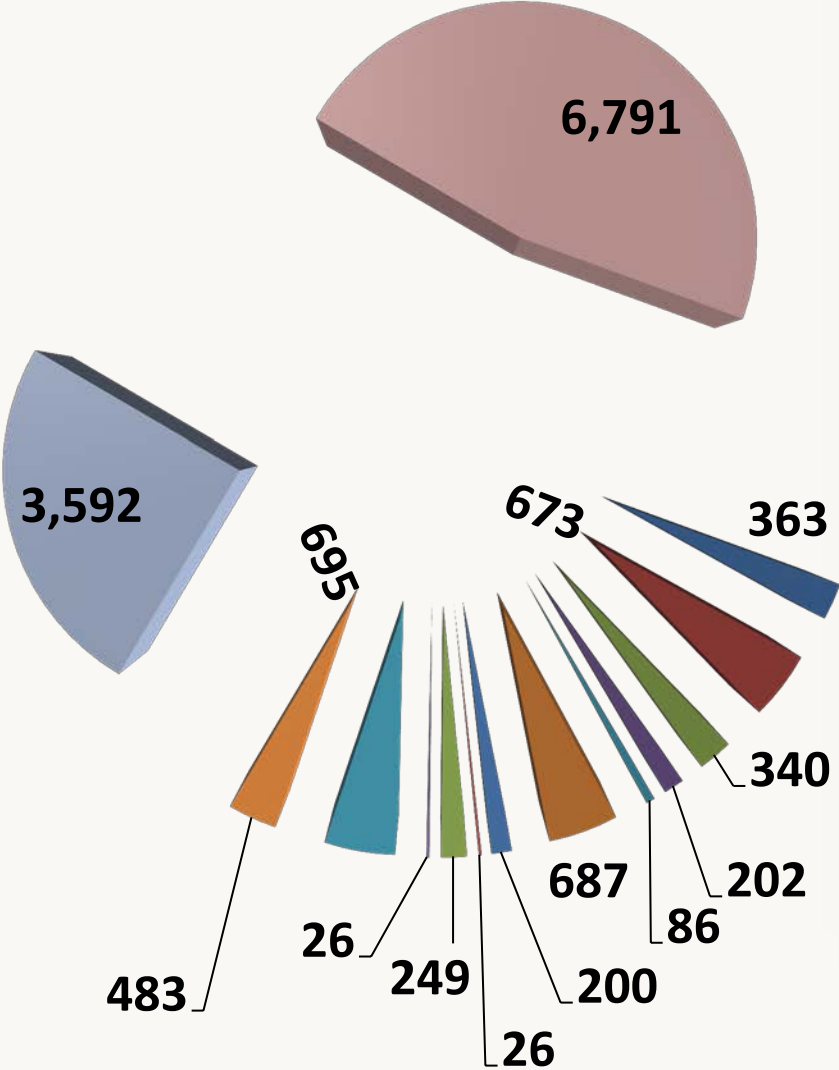




Department -Wide

Directed Patrol Techniques

Criminal Charges Breakdown



- Domestic A & B
- Alcohol Violations + Drunk in Public
- Assault & Battery
- Weapons Violations
- Burglary
- Drugs / Narcotics
- DUI
- Robbery
- Trespassing
- Warrant Service for Other Agency
- Larceny
- Animal Offenses
- All Other Criminal Offenses
- Traffic Citations

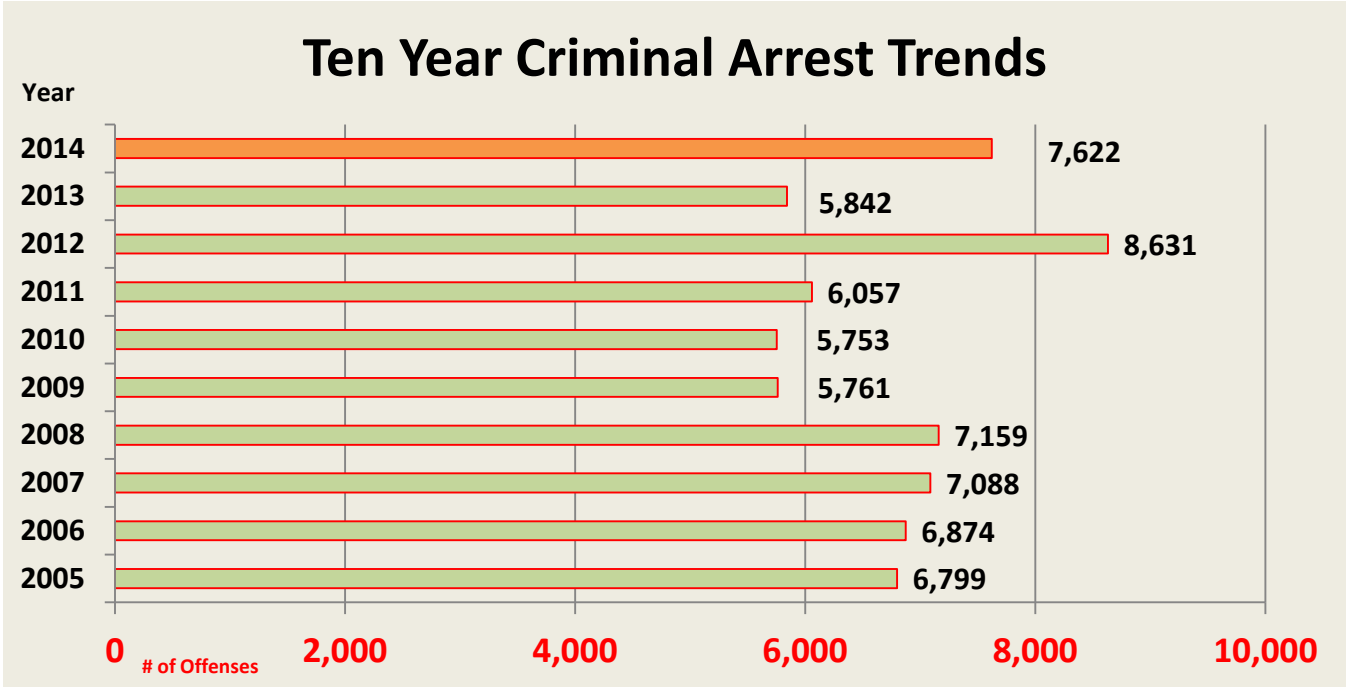


Top Ten Officers for Criminal Arrest – 2014

Summons, Warrant Service and On-View

Off. R. L. Martin - 313	Off. D. C. Lancaster - 257
Off. J. W. Willard - 233	Off. S. G. Wiles-Luck - 212
Off. J. G. Talbard – 209	Off. R. P. Wright – 178 Off M. J. Gourley -178
Off. J. B. Williams - 171	Off. J. D. Dixon - 169
Off. A. M. Kenyi - 164	Off. D. T. Shively - 163

Note: Animal Control Officer J. D. Hodges Effected 198 Arrests for Charges Dealing with Animal Offenses





Top Ten Officers for Drug Arrest – 2014

Off. M. J. Phillips – 86

Off. D. C. Lancaster – 63

Off. E. G. Wilson - 51

Off. J. D. Frost - 41

Off. J. D. Dixon - 27

Off. W. R. Merrill - 18

Off. A. D. Harn – 18

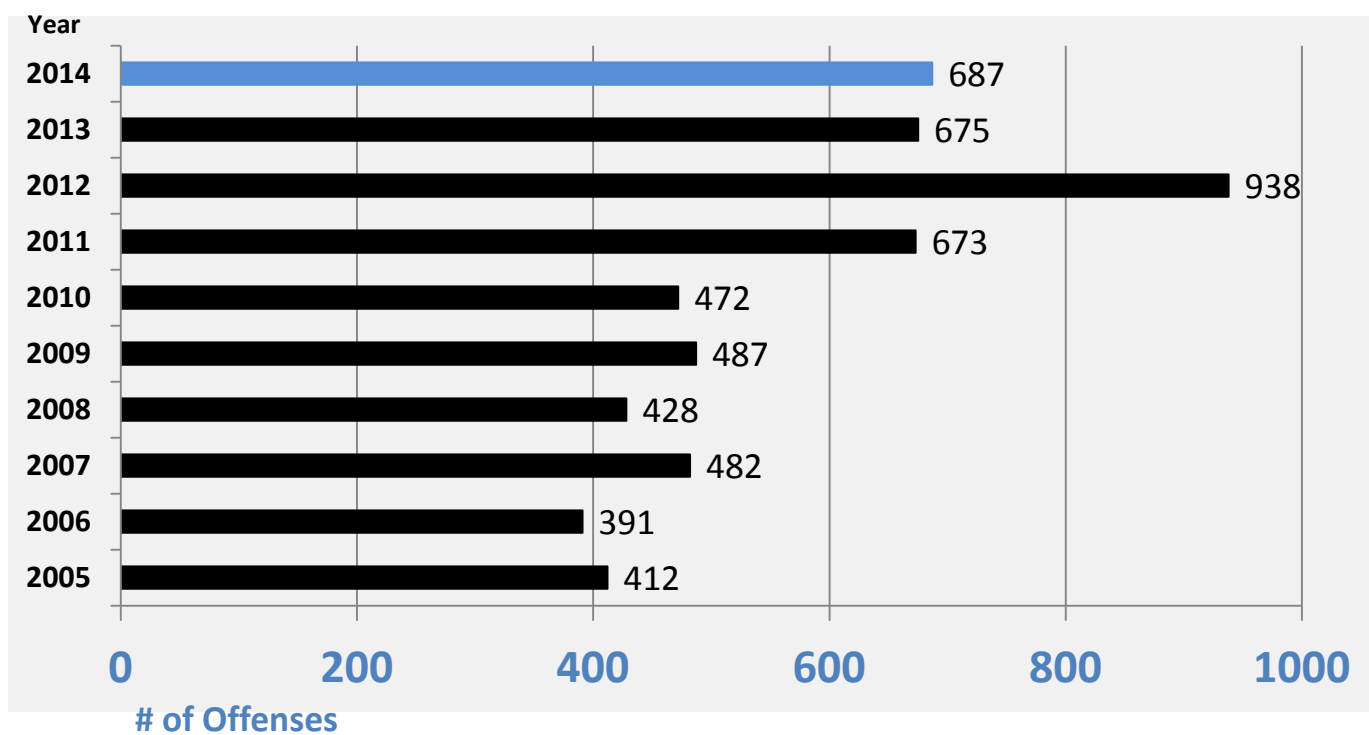
Off. C. J. Snead - 17

Off. R. C. Land – 16

Off. W. C. Shively - 14

Off. R. P. Wright- 11

Drug Arrest Ten Year Trend





Top Ten Officers for Traffic Citations Issued— 2014

Off. D. C. Lancaster – 422

Off. C. S. Simpkins – 393

Off. J. D. Dixon – 272

Off. E. G. Wilson – 260

Off. S. R. Keatts – 254

Off. T. T. Russell – 246

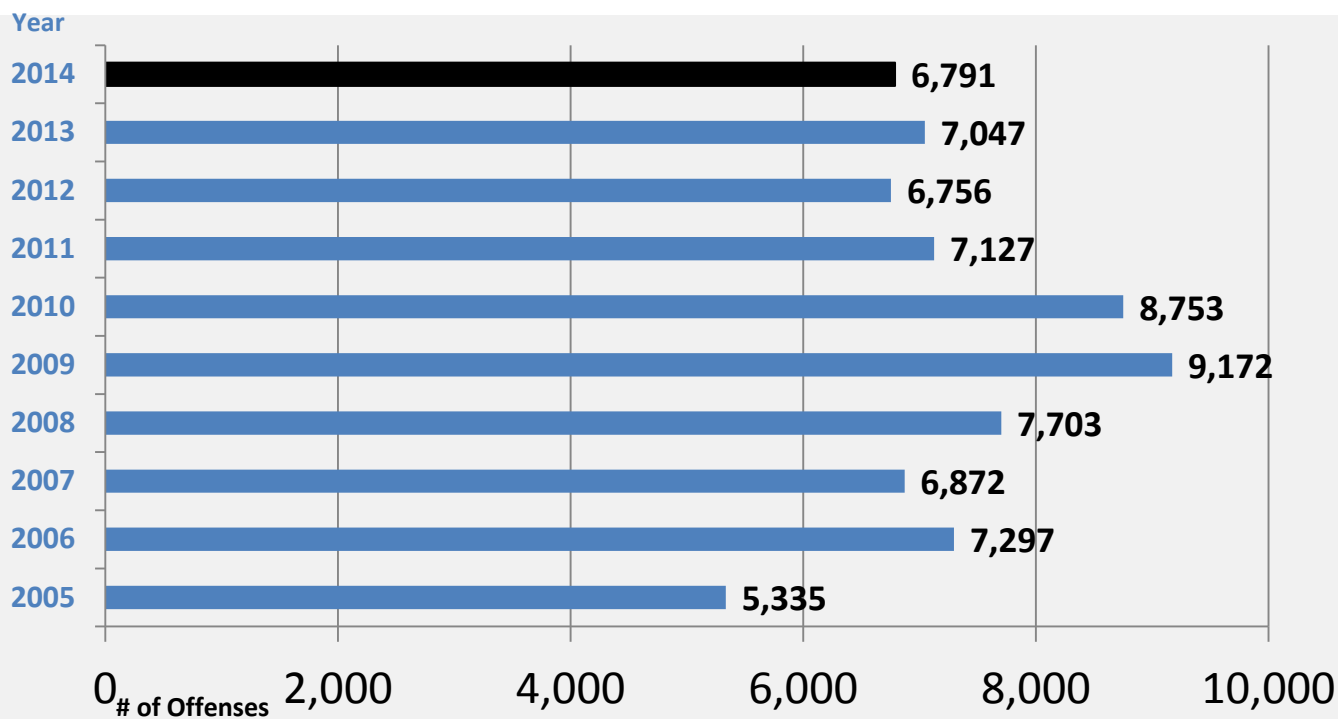
Off. W. C. Shively – 233

Off. J. G. Talbard – 230

Off. D. C. Ferguson – 174

Off. A. D. Harn - 168

Ten Year Traffic Citation Trend





Top Ten Violations Cited– 2014

Speeding – 1,921

Suspended License – 1,106

Expired / No inspection – 535

Expired Registration – 448

Child Safety Seat Violations – 378

No Drivers License – 318

Seat Belt Violations – 258

Fail To Yield Right of Way - 249

Fail to Maintain Control - 155

Following To Close – 185

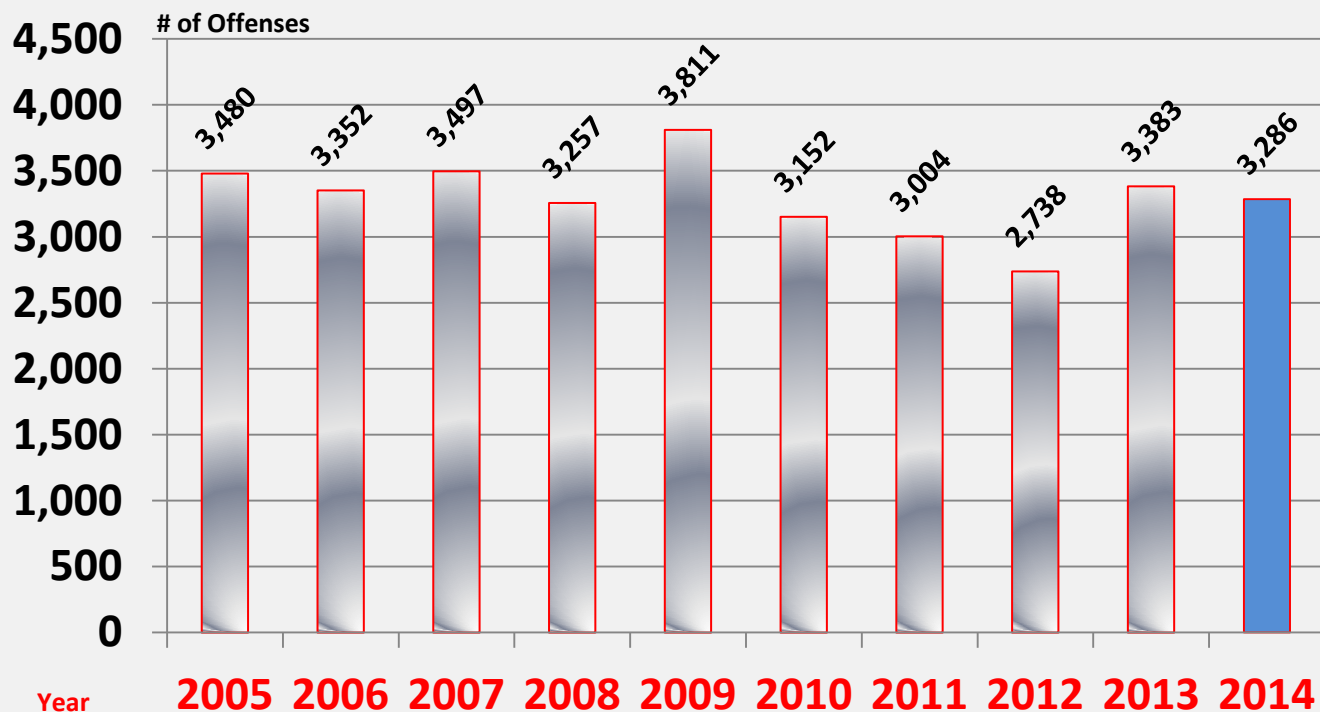
All Other Traffic Violations Cited - 1,238

Total Number Citations Issued- 6,791



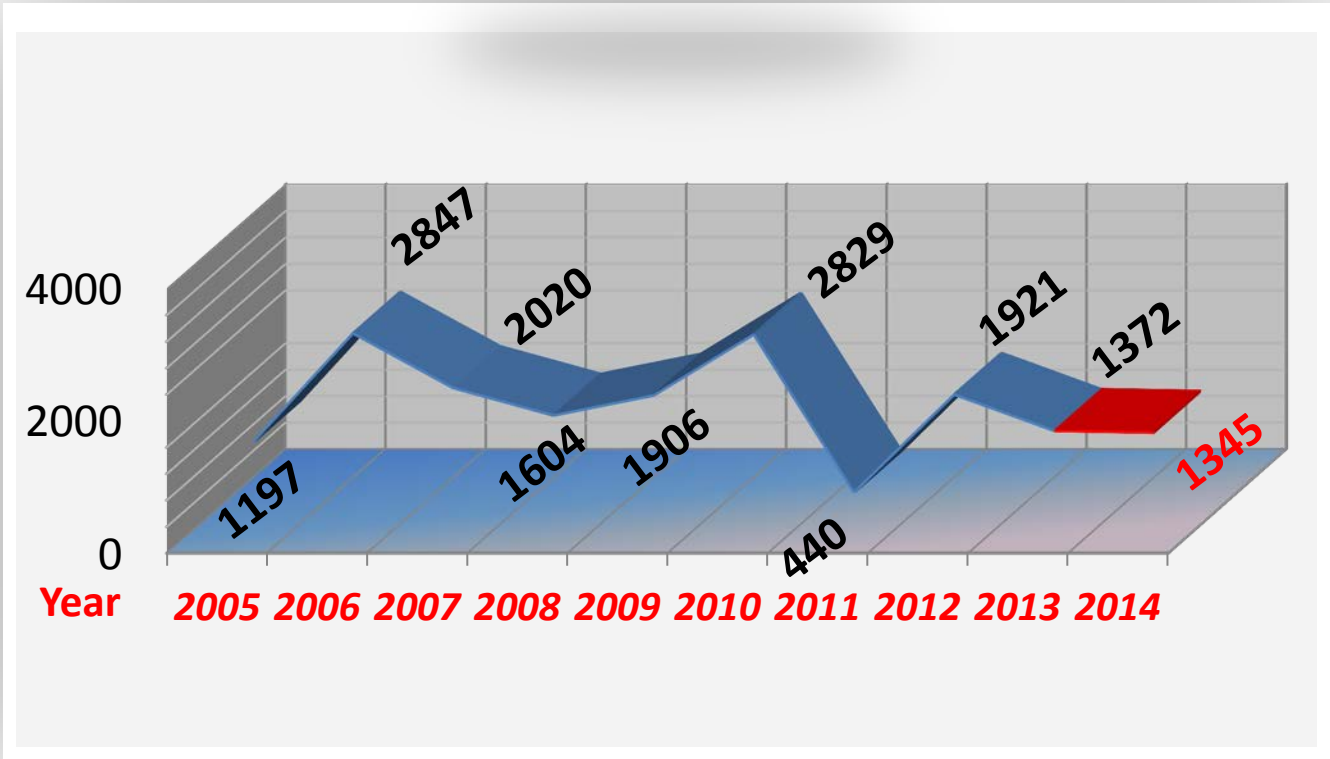
Ten Year Warrant Trend

The Danville Police Department handles warrants many ways. Officers obtain warrants for crimes they are assigned to investigate or officers serve warrants obtained by other parties such as private citizens or other law enforcement agencies. The management of these documents falls to the Police Records Division. Once a warrant is obtained, it is entered into the Records Management System(RMS) and is tracked from entry to service. Warrants are also entered into the state and/or national wanted persons data base. Our warrant totals generally average in the thousands and range in subject matter from unpaid parking tickets to homicide. The graph below depicts a ten year trend in warrants handled by the Danville Police Department.





Ten Year Parking Ticket Trend



Due to a resignation, the Danville Police Department did not have a Parking Enforcement Attendant employed for the greater portion of 2011



Top Intersections for Vehicle Crashes - 2014

Piedmont Drive @ Mt. Cross Road -	11	Piney Forest @ Franklin Turnpike-	10
Central Blvd @ Broad St -	9	Piedmont Dr. @ Westover Dr. -	8
Riverside Dr. @ Mt. Cross Rd -	8	Central Blvd@ Riverside Dr. -	6
Piedmont Dr. @ Lowes Dr. -	6	Central Blvd @ Piedmont Dr. -	5





Implementation of Law Enforcement Technology & Equipment

Department-wide deployment of Body-Worn Cameras

The Danville Police Department first deployed 10 law enforcement grade body-worn cameras on officers of the Street Crimes Unit in 2011. This was such a success that the following year Department of Justice grant funds were used to purchase 8 additional cameras so that each member of the unit had an individual device. In 2013 the Office of the Attorney General of Virginia accepted grant-style applications from local agencies for a one-time transfer from the Asset Forfeiture Funds related to the Abbott Laboratories plea agreement. Through this program the Department received \$169,593.00 in funds to purchase cameras and related data storage/management services for all sworn members whose daily activities involve enforcement actions. With these funds the Department purchased 96 body worn cameras, related hardware, infrastructure upgrades and 4 years of hosted data storage/management services.

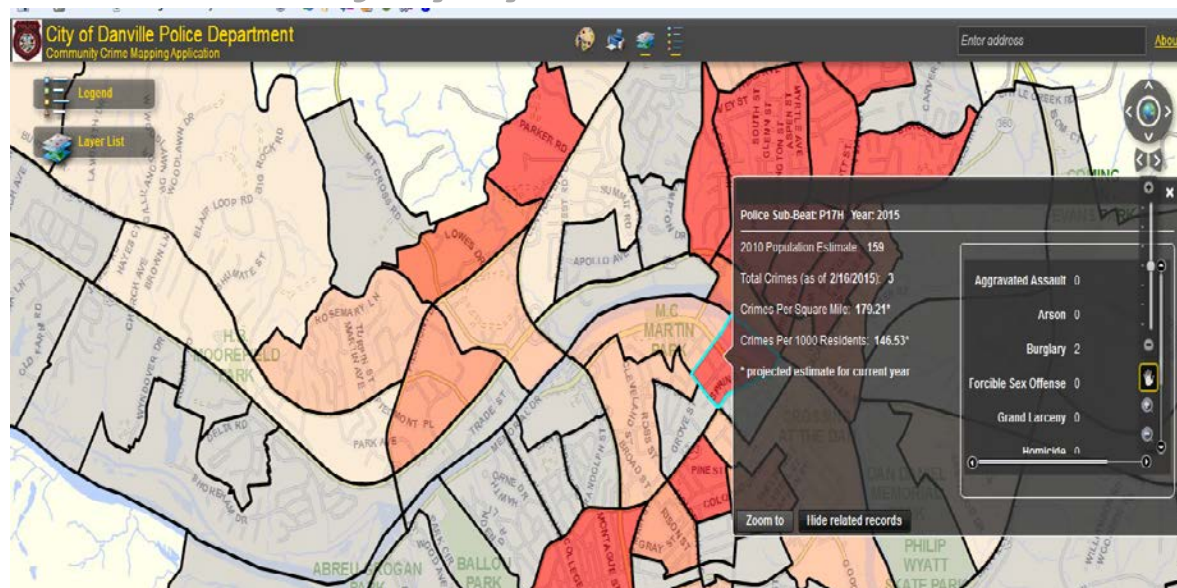


Body Worn Cameras





Public Safety Systems Enhancements



Information Technology Department GIS (Geographical Information System) programmer Tim Shortly worked with the Police Department to create a community crime mapping application that allows citizens to access information about crimes in specific geographical areas of the city. The crime data displayed on this application reflects the eight Part I Offenses defined by the FBI's Uniform Crime Reporting (UCR) Program which include Homicide, Forcible Sex Offense, Robbery, Aggravated Assault, Burglary, Grand Larceny, Motor Vehicle Theft, and Arson and covers the current plus three previous year's data. The information can be view on a police beat or sub-beat level with a color gradient that represents crime frequency in those specific areas. This application was made available in June of 2014 and can be accessed from the Department web or P2C site.



In-Car Video Replacement

In-Car Video Replacement

The Police Department began a complete replacement of our in-car video systems. The old systems had been in service close to 8 years and represented our first step from analog VHS tape to a completely digital format. Audio/video and related technology changed considerably in that span of time and the manufacturer's current version offered many significant improvements. These new systems include high definition (HD) cameras that produce crisp, clear recordings that also perform well in low light conditions. The previous system was configured with a single forward facing camera, so a second camera was added to record the rear prisoner transport compartment area of the vehicle. This provides an added safety measure for officers, as they are able to quickly glance at the in-car laptop screen to see what a prisoner may be doing in the back seat without having to completely turn around. Additionally, the camera documents any actions or statements the arrestee may make while in police custody inside the vehicle as well as his/her outward physical condition.





In-Car Video Replacement

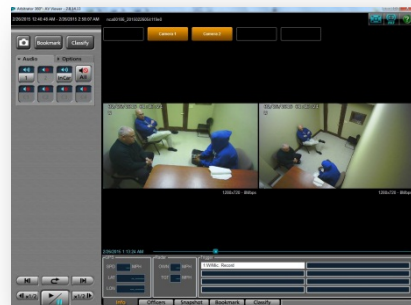
The new wireless microphones now have up to a mile range, compared with the line-of-sight range of the older versions. New features also include an impact/crash sensor that automatically triggers the system to record automatically in the event of a collision, back up battery for the recorder in the event of sudden loss of the vehicle's primary power supply, and integrated wireless backhaul of recorded data over Wi-Fi instead of over the vehicle's cellular modem which frees up bandwidth to improve the operation of the other vehicle-based systems. Additionally, the old 3G wireless modems were upgraded to LTE 4G versions to take advantage significant infrastructure improvements made by our wireless carrier over the past two years. This initiative was funded with a planned capital improvement project and grant funding.





Interview / Interrogation Room Video Replacement

The Department was also able to leverage the new in-car video system replacement project to upgrade our existing Interview/Interrogation Room recording system. The old system was custom built in-house and recorded directly to a DVD, which then had to be physically stored in our Property and Evidence Vault. The new system's features include the addition of a second camera to cover the entire room, HD quality cameras and an improved microphone that can pick up a whisper. This new system utilizes the same back-end video evidence management system used to store in-car video. The back-end system is the heart of any law enforcement video recording implementation that allows the data to be stored in a secure and fully auditable manner with scheduled retention periods, just the same a physical piece of evidence collected by the Department. This initiative was funded through a federal grant.





Electronic Summons Implementation (E-Tickets)

During the latter part of 2014, the Department made the necessary hardware purchases to implement an electronic summons system that was anticipated as a part of the previous upgrade of our RMS (Records Management System) and Mobile Field Reporting system. Commonly referred to as eSummons or eCitation, this system allows for the printing of Virginia Uniform Summonses (traffic tickets) in the mobile environment of a police vehicle. The most significant efficiency of this system is that summons data is transmitted securely into our RMS, then transferred daily to the Virginia Supreme Court where it is available for our local courts. Though initially scheduled for implementation in the previous year, this project was postponed to coincide with the significant vehicle system rework related to the in-car video replacement. This allowed the Department to install hardware for the in-car video replacement, modem upgrade and eSummons printer hardware all at one time, thereby saving on labor costs and vehicle down time.



Ticket Book
Circa 1950's



Ticket Book
Circa 2000's



Electronic Summons Implementation (E-Tickets)

In the fall of 2014 the Department began transmitting eSummons data to the Virginia Supreme Court and later during 2015 we will begin using the printer hardware in the vehicles once installation is completed and the system is fully online. The eSummons project will improve efficiency by reducing the time it takes an officer to issue a traffic summons, significantly reducing or eliminating the duplicate keying of information into systems by the Departments Records Office and court personnel and improve document legibility and accuracy. This initiative was funded with a planned capital improvement project.



In-Car
Electronic
Ticket Printer



Grants for Fiscal Year 2014 / 2015

- **Speed Selective Enforcement Grant: \$12,732**: Virginia DMV pass through from the U.S. Department of Transportation National Highway Traffic Safety Office for selective enforcement pay and equipment purchase
- **Alcohol Selective Enforcement Grant: \$10,781**: Virginia DMV pass through from the U.S. Department of Transportation National Highway Traffic Safety Office for selective enforcement pay
- **Department of Justice JAG Grant: \$22,213**: For mobile forensic solution for advanced extraction, decoding, analysis and reporting of evidentiary data from mobile devices and new mobile applications that will extend core Computer Aided Dispatch and Records Management System functionality to authorized mobile devices used by law enforcement officers in the field.
- **Department of Justice Bulletproof Vest Partnership Grant: \$28,969.23**: The Bulletproof Vest Partnership (BVP), created by the Bulletproof Vest Partnership Grant Act of 1998 is a unique U.S. Department of Justice initiative designed to provide a critical resource to state and local law enforcement. This grant provides funds to pay for 50% of the cost of body armor for Danville Police Officers.



Awards and Recognition

Awards

The Danville Police Department is keenly aware of the contributions made every day by our officers and the citizens we serve. In an effort to recognize those accomplishments, we designate this section to their accomplishments and successes.



Cpl S. C. Bray

Saved By The Belt Awards



Off. E. R. Crane



Mr. David Hawker & Mr. Zachary McDowell



Dep. A. K. Haley

Each year the department reviews crash data with the intention of locating reports where it is evident the proper use of safety equipment such as safety belts and airbags reduced or eliminated the likelihood of serious injury or death. These citizens are recognized for "Making the Right Choice" concerning the use of safety belts.



Traffic Safety Appreciation Awards

Additionally, we recognized area organizations and citizens that participated and / or supported the awareness and educational offerings of the department in the arena of traffic safety. These representatives consistently displayed the public’s best interest in all things traffic safety related and made every effort to promote our message with their support.



*The Regional Alliance for
Substance Abuse Prevention*



*Ricky Fugate Safe Driving School
of the Piedmont*



Keith Richardson B & K Driving School



Lynn Dillon DCC



Toni Morris VOTEC



Dave Bandy B & K Driving School



Nancy Rook Galileo High School



Awards and Recognition

Officer Traffic Safety Awards

Each year the department recognizes officers who have consistently performed at exceptional levels in select areas of Traffic Safety Enforcement. The categories include quarterly and overall top performance in DUI, Speed, Safety Belt and Child Safety Seat enforcement. The officers listed below met and exceeded those expectations for 2014



Officers Lancaster and Martin are presented with Top Performer Awards for overall Performance in Child Seat, DUI & Seat Belt Enforcement



Officer Keatts is presented with Top Performer Awards for Overall Performance in Speed Enforcement as well as 3rd & 4th Quarter Speed Enforcement



Officer Ferguson is presented with Top Performer Awards for 1st & 2nd Quarter Speed Enforcement



Officer Lancaster is presented with Top Performer Awards for 1st, 2nd, 3rd, 4th Quarter Seat Belts and 1st Quarter DUI Enforcement



Awards and Recognition

Officer Traffic Safety Awards

Although the faces of the officers who regularly perform at exceptional levels changes somewhat from year to year, the number of officers remains fairly consistent. In many cases there are mere single digit numbers separating a top performer from a runner up.



Officer Martin is presented with Top Performer Awards for 1st, & 4th Quarter Performance in Seat Belt Enforcement



Officer Abbott is presented with a Top Performer Award for 2nd Quarter Seat Belt Enforcement



Officers Wilson & Harn are presented with Top Performer Awards for 2nd Quarter DUI Enforcement and Off. Shively is presented with a Top Performer for DUI Enforcement 4th Quarter



Officer Parks is presented with Top Performer Awards for 2nd & 3rd Quarter DUI Enforcement



Awards and Recognition

Officer Traffic Safety Awards

This consistent level of enforcement is testament of the dedication to traffic safety of the men and women of the Department and is evidenced by the continued reduction in the number of traffic crashes reported each year.



Cpl McCormick is presented with a Top Performer Award for 2nd Quarter DUI Enforcement



Cpl Bray is presented with a Top Performer Award for 3rd Quarter DUI Enforcement



Officer Merrill is presented with a Top Performer Award for 3rd Quarter DUI Enforcement



Awards and Recognition

Special Events

Attempts are regularly made to recognize and publicize special events connected to the Department and the milestones accomplished by our employees. These events can cover service awards, retirements and everything in between.



Local Boy Scouts of America member Tanner Hunt with DPD officers at his Eagle Scout Project Dedication at Green Street Precinct Office



Chief Broadfoot presents Off. R. D. Hamilton Jr his Retirement Shadow Box for 38 ½ Years of Dedicated Service while Capt. T E Merricks looks on



Chief Broadfoot presents Off. R. D. Hamilton Jr his Original Oath of Office at his Retirement



Awards and Recognition

Special Events



Crossing Guard Norma Adams is presented with her 55 Year Consecutive Service Award



Officer Payne is presented with his 5 year Service Award



Officer Walcott is presented with a Life Saving Award for Saving a Heart Attack Victim with CPR Skills



Officer Thornton is presented with his 5 year Service Award

The family of former officer, Cpl R L McCubbins Jr is presented a Commemorative Shadowbox after his Untimely Passing in Afghanistan in 2014 while working as an Explosives K9 Handler for the private contractor company Pax Mondial



DANVILLE

POLICE

DEPARTMENT



Annual 14 Report

New Hires - 2014



Off. S. L. Guyer



Off. I. J. Smith



Off. B. P. McBride



Off. J. M. Montgomery



New Hires - 2014



Off. S. L. Floyd



Off. K. W. Conner



Off. C. B. Morris



Off. C. C. Berger

Danville

.....and Tomorrow

D a n v i l l e

P O L I C E

D e p a r t m e n t

Annual Report

2
0
1
4