


Annual Report

2016

P O L I C E
D E P A R T M E N T



Annual 16 Report



POLICE

DEPARTMENT

City of Danville Police Department



NOTE:

The 2016 crime data in this document is preliminary as was reported to the Virginia State Police on December 31, 2016. Data for 2016 is subject to review and revision pending the release of the Crime In Virginia report later this year.

An Accredited Agency Since 1999

Annual 16 Report

Mission Statement

The Danville Police Department will provide quality service to the community through a process of continuous improvement. We will maintain a safe environment for all by protecting life, individual liberty and property through partnerships with citizens and businesses.

The motto of the Danville Police Department is:

“ DEEDS NOT WORDS ”

DANVILLE

3

POLICE

DEPARTMENT



Command Staff

4



Colonel
Philip A. Broadfoot
Chief of Police



Lt. Col.
R. D. Hairston
Deputy Chief of Police



Major
E. V. Burke
Operations Division Commander



Major
C. K. Wiles
Services Division Commander

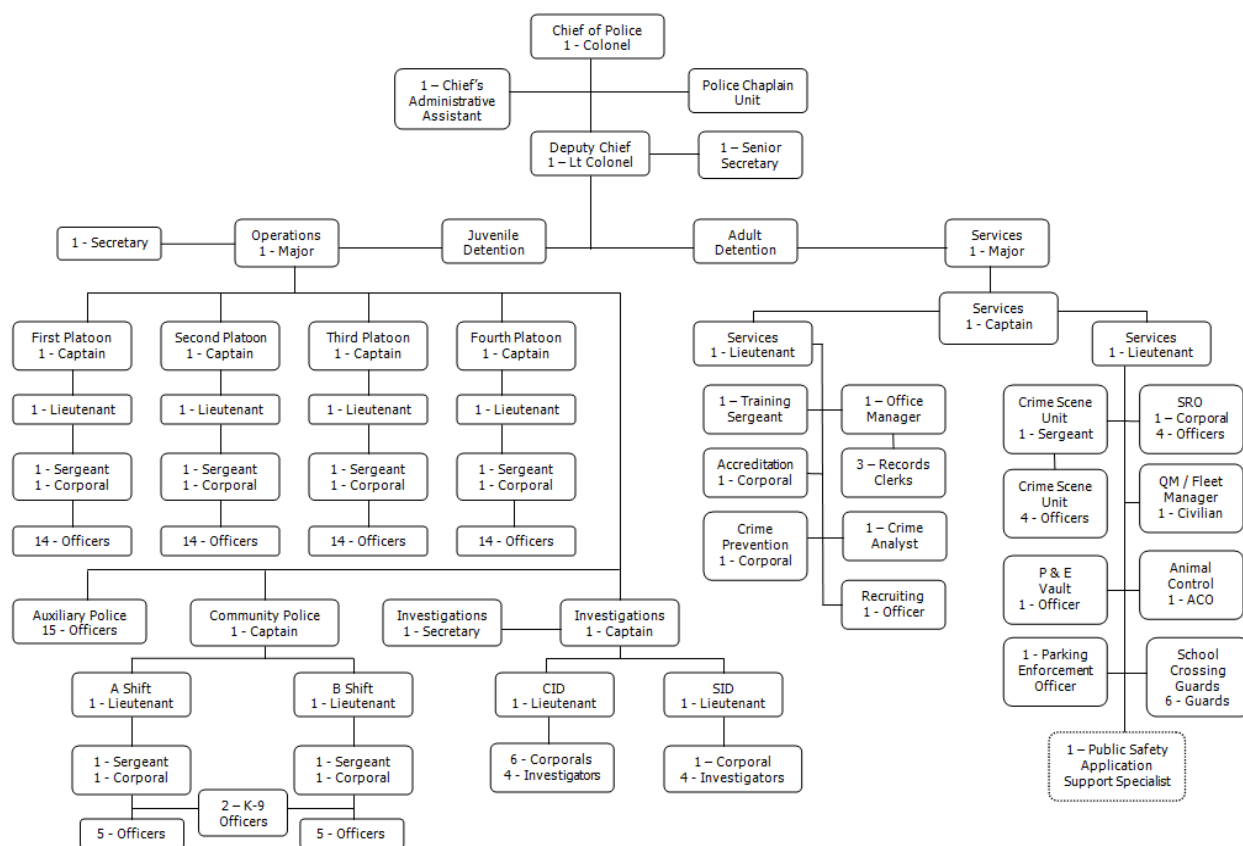
Annual 16 Report



POLICE

DEPARTMENT

Police Department



POLICE

DEPARTMENT

Annual
16 Report

Colonel Philip A. Broadfoot
Chief of Police

Danville Police Department 2016: Year in Review

2016 was a challenging year for the Danville community and the Danville Police Department. The number of homicides during the 2016 calendar year has broken records and brought renewed focus on the issue. Violent crime, and the fear of violent crime, is a concern for everyone in the City of Danville.

Listed below are some basic facts that can inform the reader about crime in Danville.

- Overall, four of the five categories of felony violent crime (murder, robbery, abduction, aggravated assault) have been trending down during the last ten years in Danville. Only forcible sex has trended up, and that trend didn't start until 2010.
- The record number of homicides in 2016 after the record low of only three homicides in 2012 and 2014 may be the start of an upward trend or an isolated anomaly. That will be determined by the statistics during the next several years.
- Danville's crime rate is based on the number of offenses that are reported to police and for which a report is taken. We can confidently say that we take a report on all of our reported crimes, which results in over 5,000 crime reports per year.
- Out of the 38 cities in Virginia, Danville was second for 2015 in our crime rate.

Annual 16 Report



POLICE

DEPARTMENT

Danville Police Department 2016: Year in Review

- Total felony violent crime for 2015 was 294 out of the 5,020 crimes reported, which is a percentage of 5.8%. For comparison, Petersburg was 11.0%, Lynchburg was 9.0%, Radford was 8.5%, Charlottesville was 6.6%, Martinsville was 5.5%, Richmond was 3.6%, Roanoke was 3.5% and Salem was 2.2%.
- An estimated 200 of the 294 felony violent crimes are between people who know each other.
- If no felony violent crime had occurred, Danville would have still remained in second place in its overall crime rate.
- Non-violent crime, for which we take a report of every instance reported to us, is what drives Danville's crime rate.
- 1,407 simple assaults, 1,360 larcenies, 815 vandalisms, 684 drug/narcotic and 320 burglary offenses comprised 91.4% of the 5,020 crime reports in 2015 and are the five categories that drive our crime rate.
- Almost all of the 1,407 simple assaults were between people who knew each other and who reported or obtained a warrant for the assault because they have faith in the criminal justice system's ability to handle their dispute.

Annual 16 Report



POLICE

DEPARTMENT

Danville Police Department 2016: Year in Review

- Approximately 34% of the larcenies are shoplifting cases from several businesses.
- The 684 drug/narcotic cases are police initiated. Our crime rate rises when officers make drug arrests
- We have been successful in reducing our burglaries from the 500 to the 300 range during the last three years by using directed patrol based on patterns of occurrence.

Crime in the City of Danville for 2016

We classify crimes as overall, major and violent. Here are the preliminary assessments:

- For 2016, our overall crime rate dropped to the lowest in over a decade.
- For 2016, our aggregate major crimes (murder, forcible sex, robbery, aggravated assault, burglary, larceny, motor vehicle theft, and arson) dropped to the lowest since 2000 when we started following them (see chart below)
- For 2016, our violent crimes (murder, robbery, abduction, forcible sex and aggravated assault) were up about 24%, from 294 in 2015 to 366 in 2016. Out of the total of 72 additional violent crimes, 62 were an increase in aggravated assaults and 10 were an increase in murders. Robbery and abduction went down 13 and forcible sex was up 13. Aggravated assaults are up because we started reporting the crime properly over a year ago by listing each person in a home during a drive by shooting as a separate aggravated assault crime victim.

Annual 16 Report



POLICE

DEPARTMENT

Danville Police Department 2016: Year in Review

The following are the numbers of major crimes (murder, forcible sex, robbery, aggravated assault, burglary, larceny, motor vehicle theft, and arson) in Danville since 2000. Even factoring in a population decrease of 10.4% from 48,000 to 43,000 during the 17 years, the rate of decrease in these crimes is about 43%, which is outstanding.

<u>Year</u>	<u>Rate</u>	<u>Year</u>	<u>Rate</u>
2000	3,003	2009	2,431
2001	2,853	2010	2,276
2002	2,702	2011	2,207
2003	2,614	2012	2,103
2004	2,682	2013	2,204
2005	2,640	2014	1,995
2006	2,379	2015	2,048
2007	2,656	2016	1,876* preliminary
2008	2,966		

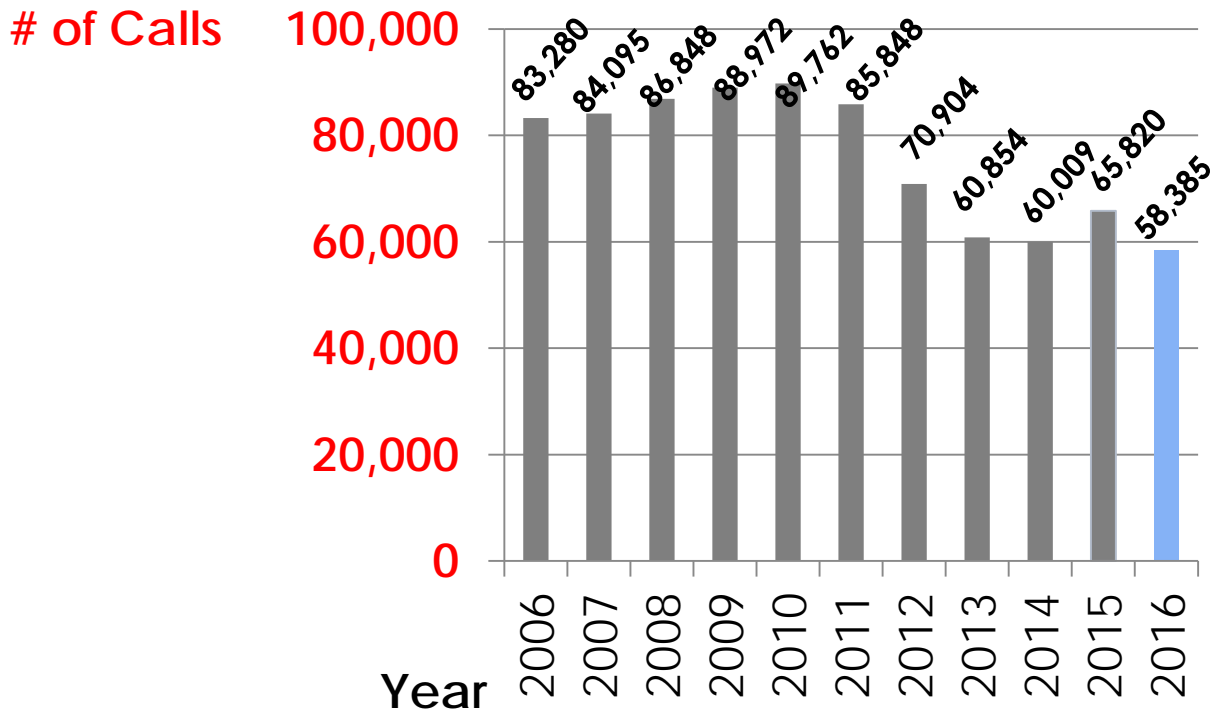
POLICE

DEPARTMENT

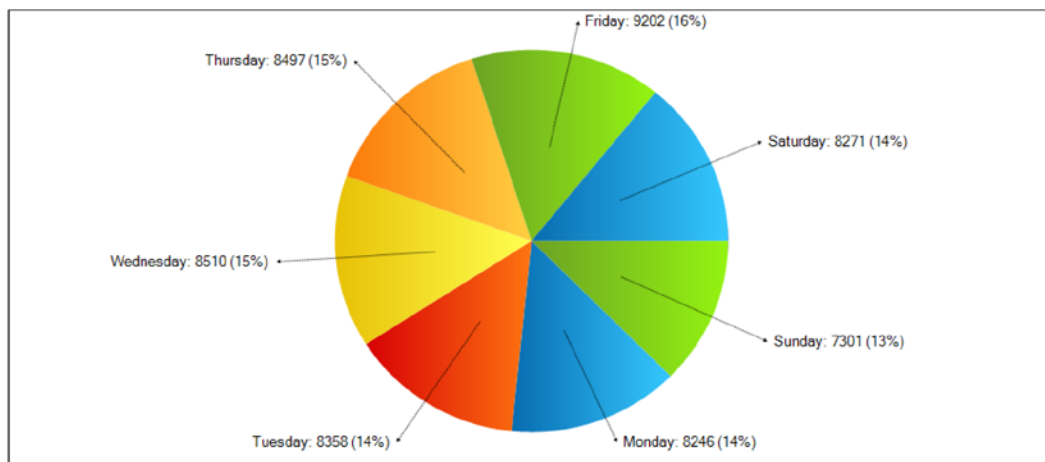


Annual 16 Report

Calls for Service Eleven Year Trend



NOTE: Due to the implementation of a new Computer Aided Dispatch System (RMS) in late 2012, certain previously defined calls for service were either deleted or blended into the new format. Additionally, Computer Aided Dispatch protocol prompts the telecommunications staff with a series of questions and answers so the end result for the call (CFS) is dependent upon the data input.



Calls for Service – by day of the week

*POLICE**DEPARTMENT*Annual
16 Report*2016 Top Calls for Service Breakdown*

<u>Call Type</u>	<u>Number of Calls for Service</u>
Alarms	5,202
Disturbance, Fight, Keep the Peace	3,429
Animal Calls	1,188
Suspicious - Person, Object, Circumstances, Vehicle	2,104
Theft	1,642
Vehicle Crashes	2,395
911 Hang Up Calls	1,798
Traffic Hazards	1,118
Trespassing issues	1,060
Damage, Vandalism, Mischief	914
Welfare checks	952
Domestic Violence	905
Disabled Vehicles	796
Burglary - Breaking & Entering	469
Assault	556
Shots Fired	721
Citizen Flag Downs	237
Weapons issues	250

Annual 16 Report



POLICE

DEPARTMENT

In 2016 report rates were calculated using the population estimates from the Weldon Cooper database, dated 07-01-2016

2016 Crime Index of Offenses

<u>Index Offenses</u>	<u>Number</u>	<u>Crime Rate</u>
Murder	16	38.13
*Forcible Rape	24	57.17
*Other Forcible Sex Offenses	30	71.48
Robbery	76	181.09
Aggravated Assault	215	512.30
Breaking and Entering	260	619.53
Larceny (all larceny except MV Theft)	1,194	2,845.09
Motor Vehicle Theft	73	173.94
<u>Arson</u>	<u>8</u>	19.06
Total	1,896	4517.83
Accidents	1,168	
Calls for Service	58,385	

***NOTE:** In an effort to maintain transparency and the continuity of information, the department will report Forcible Rape and Other Forcible Sex Offenses as 2 separate categories from calendar year 2014 forward. Other Forcible Sex Offenses includes the following: Forcible Sodomy, Forcible Fondling, and Forcible Object Penetration.

These statistics reflect the totals for the City of Danville as submitted to the Virginia State Police December 31, 2016

Population (41,967) divided by 100,000 = .41967

of offenses divided by .41967 = Crime Rate

Annual 16 Report



POLICE

DEPARTMENT

In 2015 report rates were calculated using the population estimates from the Weldon Cooper database, dated 01-27-2016

2015 Crime Index of Offenses

<u>Index Offenses</u>	<u>Number</u>	<u>Crime Rate</u>
Murder	6	14.10
* Forcible Rape	16	37.60
* Other Forcible Sex Offenses	27	63.46
Robbery	85	199.79
Aggravated Assault	101	237.40
Breaking and Entering	320	752.16
Larceny	1,360	3196.69
Motor Vehicle Theft	76	178.63
<u>Arson</u>	<u>13</u>	<u>30.56</u>
Total	2004	4710.41
Accidents	1,155	
Calls for Service	65,820	

***NOTE:** In an effort to maintain transparency and the continuity of information, the department will report Forcible Rape and Other Forcible Sex Offenses as 2 separate categories from calendar year 2014 forward. Other Forcible Sex Offenses includes the following: Forcible Sodomy, Forcible Fondling, and Forcible Object Penetration.

These statistics reflect the totals for the City of Danville as submitted to the Virginia State Police December 31, 2015

Population (42,544) divided by 100,000 = .42544

of offenses divided by .42544 = Crime Rate

Annual 16 Report



POLICE

DEPARTMENT

In 2014 report rates were calculated using the population estimates from the Weldon Cooper database, dated 02-11-2015.

2014 Crime Index of Offenses

2014 Crime Index of Offenses

<u>Index Offenses</u>	<u>Number</u>	<u>Crime Rate</u>
Murder	3	6.98
*Forcible Rape	15	34.90
*Other Forcible Sex Offenses	29	67.48
Robbery	58	134.96
Aggravated Assault	108	251.31
Breaking and Entering	394	916.81
Larceny	1,320	3071.55
Motor Vehicle Theft	60	139.62
<u>Arson</u>	<u>11</u>	<u>25.59</u>
Total	1995	4642.23
Accidents	1,093	
Calls for Service	60,009	

***NOTE:** In an effort to maintain transparency and the continuity of information, the department will report Forcible Rape and Other Forcible Sex Offenses as 2 separate categories from calendar year 2014 forward. Other Forcible Sex Offenses includes the following: Forcible Sodomy, Forcible Fondling, and Forcible Object Penetration.

Population (42,975) divided by 100,000 = .42975

of offenses divided by .42975 = Crime Rate

Annual 16 Report



POLICE

DEPARTMENT

In 2013 report rates were calculated using the population estimates from the Weldon Cooper database.

2013 Crime Index of Offenses

<u>Index Offenses</u>	<u>Number</u>	<u>Crime Rate</u>
Murder	6	13.98
Rape	14	36.62
Robbery	60	139.82
Aggravated Assault	65	151.47
Breaking and Entering	450	1048.66
Larceny	1,512	3523.49
Motor Vehicle Theft	85	198.08
<u>Arson</u>	<u>13</u>	<u>30.29</u>
Total	2,204	5136.09
 Accidents	 1,123	
Calls for Service	60,854	

Population (42,912) divided by 100,000 = .42912

of offenses divided by .42912 = Crime Rate

Annual 16 Report



POLICE

DEPARTMENT

In 2012 report rates were calculated using the population estimates from the Weldon Cooper database.

2012 Crime Index of Offenses

<u>Index Offenses</u>	<u>Number</u>	<u>Crime Rate</u>
Murder	3	6.92
Rape	15	34.61
Robbery	55	126.92
Aggravated Assault	64	147.69
Breaking and Entering	423	976.18
Larceny	1483	3422.41
Motor Vehicle Theft	45	103.84
<u>Arson</u>	<u>15</u>	<u>34.61</u>
Total	2,103	4853.18

Accidents 1,088

Calls for Service 70,904

Population (43,332) divided by 100,000 = .43332

of offenses divided by .43332 = Crime Rate

Annual 16 Report



POLICE

DEPARTMENT

In 2011 report rates were calculated using the population estimates from the Weldon Cooper database.

2011 Crime Index of Offenses

<u>Index Offenses</u>	<u>Number</u>	<u>Crime Rate</u>
Murder	8	18.46
Rape	36	83.08
Robbery	66	1152.31
Aggravated Assault	65	150.00
Breaking and Entering	474	1093.88
Larceny	1,474	3401.64
Motor Vehicle Theft	75	173.08
<u>Arson</u>	<u>9</u>	<u>2.77</u>
Total	2,207	6093.22
 Accidents	 1,104	
Calls for Service	85,848	

Population (43,332) divided by 100,000 = .43332

of offenses divided by .43332 = Crime Rate

Annual 16 Report



POLICE

DEPARTMENT

In 2010 report rates were calculated using the population estimates from the Weldon Cooper database.

2010 Crime Index of Offenses

<u>Index Offenses</u>	<u>Number</u>	<u>Crime Rate</u>
Murder	9	20.90
Rape	26	60.38
Robbery	57	132.38
Aggravated Assault	73	169.55
Breaking and Entering	549	1275.11
Larceny	1,482	3442.10
Motor Vehicle Theft	66	153.29
<u>Arson</u>	<u>14</u>	<u>32.51</u>
Total	2,276	5286.26
 Accidents	 1,118	
Calls for Service	89762	

Population (43,055) divided by 100,000 = .43055

of offenses divided by .43055 = Crime Rate

Annual 16 Report



POLICE

DEPARTMENT

Homicide Totals

Regardless of our felony violent crime statistics, the number of homicides is a visible, front page indicator of violent crime and drives most of the fear and discussion. To give context to that number, listed on the following page are the number of homicides in Danville for each of the last 63 years. Since 1953 we have averaged 4.88 murders per verified year, but they spike in a recurring pattern due to generational or other intervening factors. During the crack epidemic years of 1988 to 2000, Danville experienced a very high murder rate. During the last 25 years, the lowest rate was three in 2014 and the highest was 16 for this year, 2016. The major shift between a record low in 2014 and a record high in 2016 is indicative of the volatile nature of gun violence in today's world. A major source of firearms for these gun crimes are from burglaries and vehicle larcenies. For example, in 2016, a total of 115 firearms have been stolen in the City of Danville, 46 of them from unlocked vehicles! These firearms are especially prized by teenage male gang members, as evidenced by their willingness to brandish them in pictures on social media.

Annual 16 Report



POLICE

DEPARTMENT

Homicide Totals Continued:

The world of a teenager is filled with disagreements or perceived disrespect, which results in a shooting, which results in retaliation with another shooting and the number of victims rises until the feud is over. The desire to solve a disagreement by immediately seeking (or always carrying) an easily accessible firearm, which did not happen decades ago, is the overriding reason for the high number of homicides. There is every reason to believe that this year's record spike is transient and will subside, but future spikes are likely and will probably be more frequent.

The problem of seeking a firearm solution to every disagreement has impacted a gang that frequents the Cardinal Place housing complex. Because of continual police disruption of the gang's activity there, the response of the gang has been to target police officers for killing. This new phenomenon first occurred on Friday, October 28, 2016 when an apparent false call was created to lure officers to the area and numerous gunshots were fired at the first arriving officer, with one bullet striking the police vehicle. One week later, on November 4th, another attempt was made on an officer on N. Main St. The Department is taking special response precautions to prevent an officer fatality.

Annual 16 Report



POLICE

DEPARTMENT

Homicide Totals

<u>Year</u>	<u>Total</u>	<u>Year</u>	<u>Total</u>
1953	2	1992	8
1954	5	1993	10
1955	11	1994	10
1956	7	1995	4
1957	2	1996	10
1958-63	Unknown	1997	9
1964	1	1998	6
1965	1	1999	10
1966-71	0	2000	10
1972	1	2001	4
1973	0	2002	7
1974	2	2003	4
1975-79	0	2004	4
1980	4	2005	9
1981	2	2006	5
1982	4	2007	5
1983	5	2008	11
1984	8	2009	10
1985	5	2010	10
1986	6	2011	8
1987	3	2012	3
1988	7	2013	6
1989	4	2014	3
1990	3	2015	7
1991	8	2016	16
		Total	280

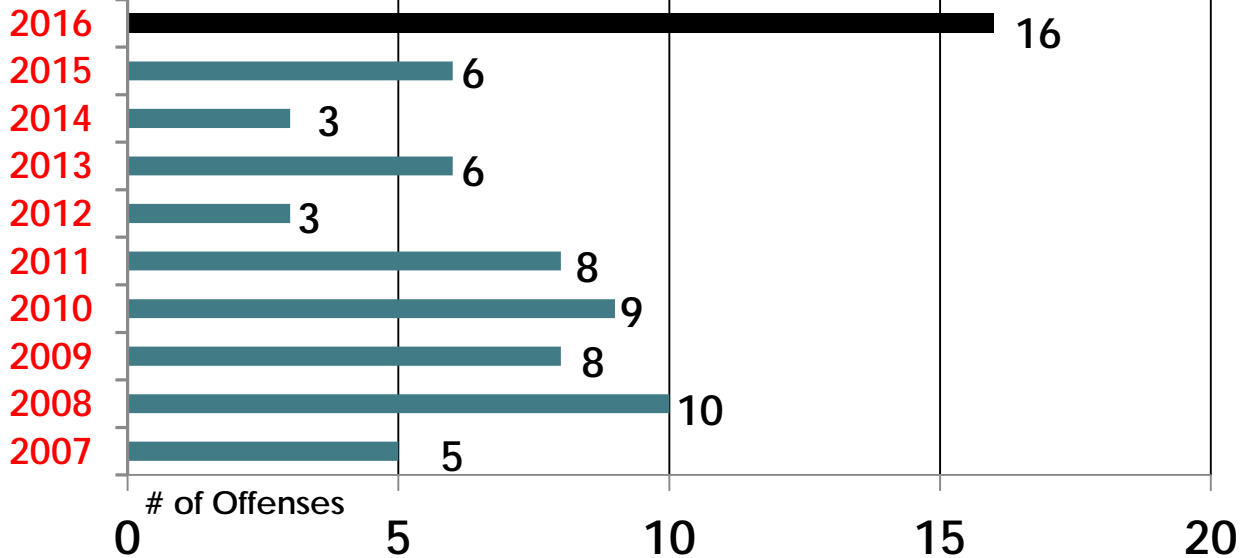
POLICE

DEPARTMENT

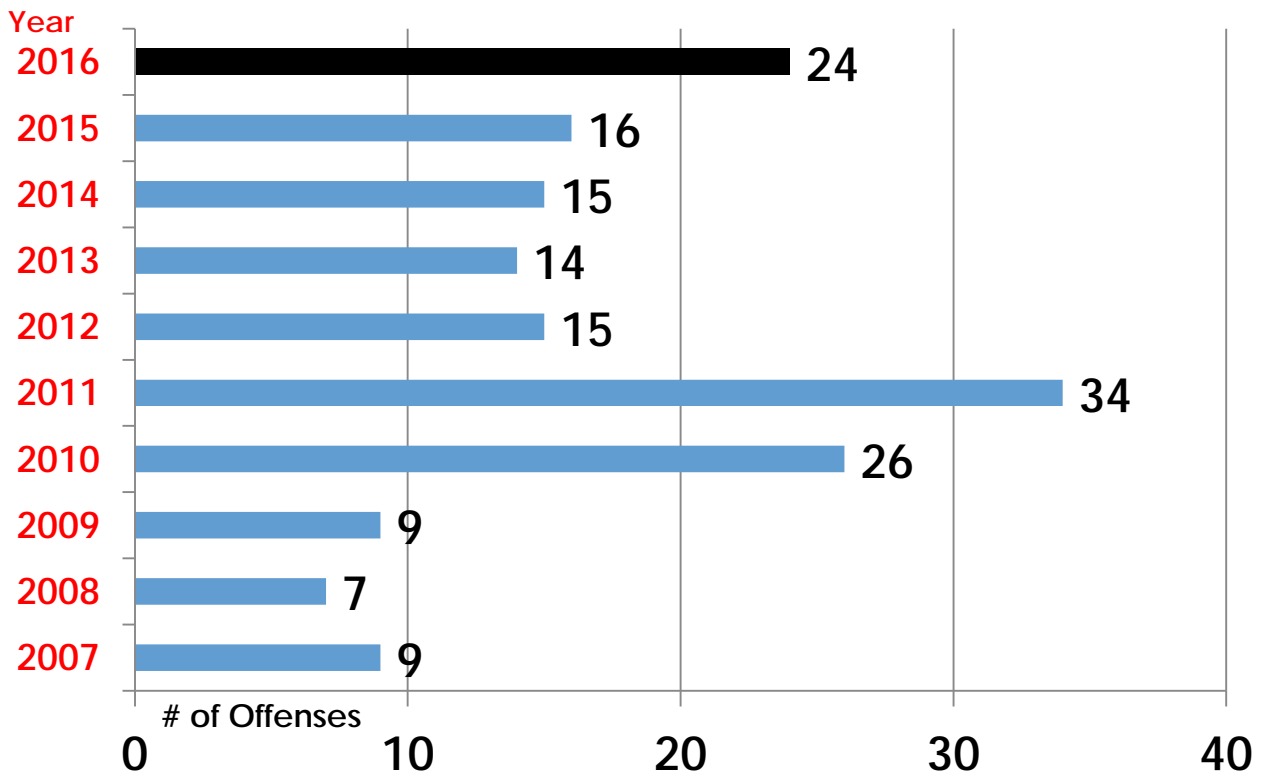
Annual
16 Report

Year

2016- Homicide



2016- Forcible Rape

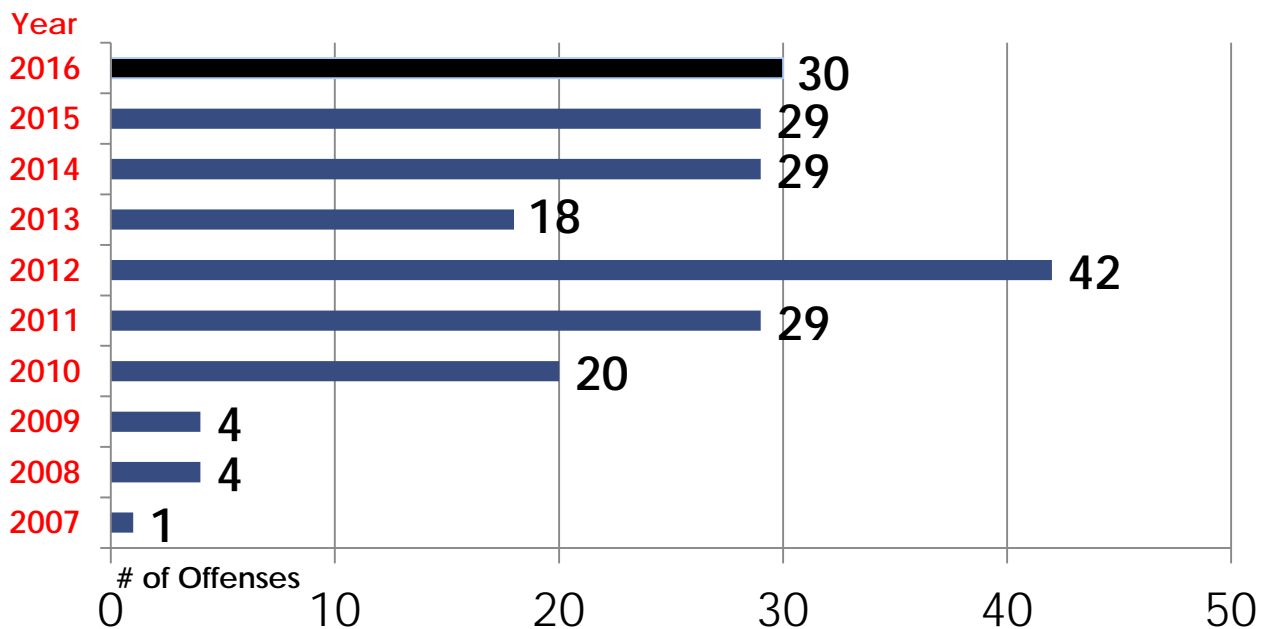


Annual 16 Report

**POLICE**

DEPARTMENT

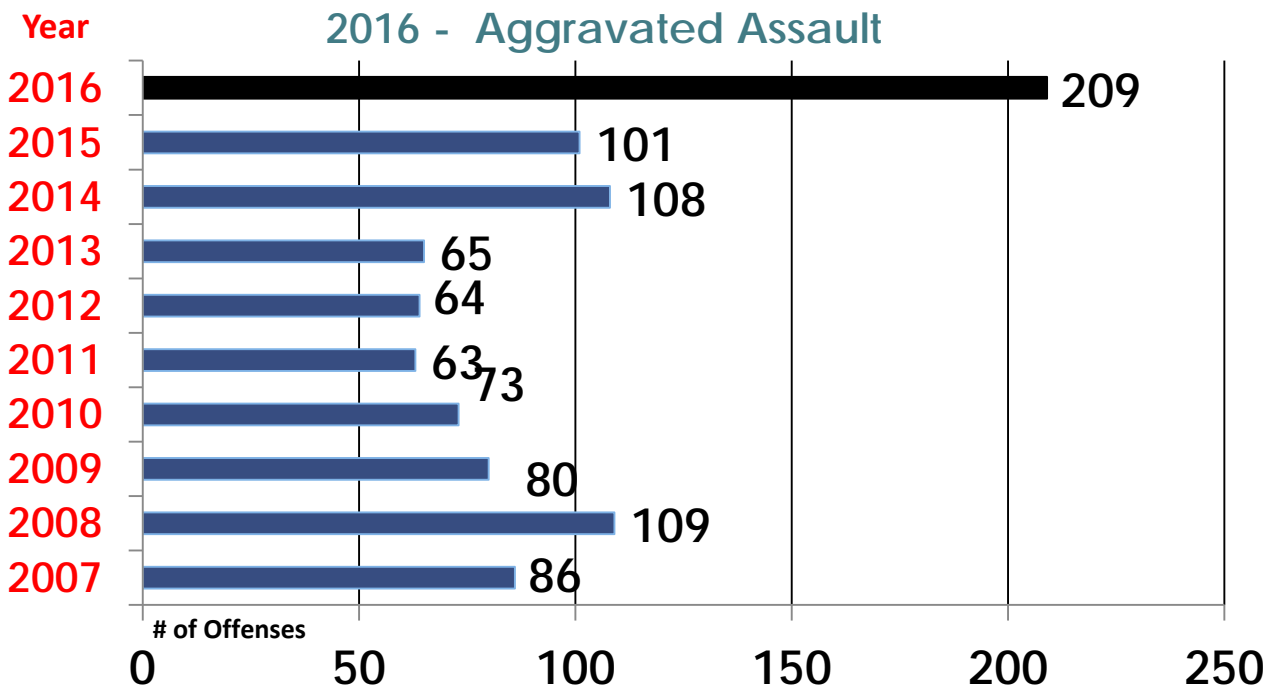
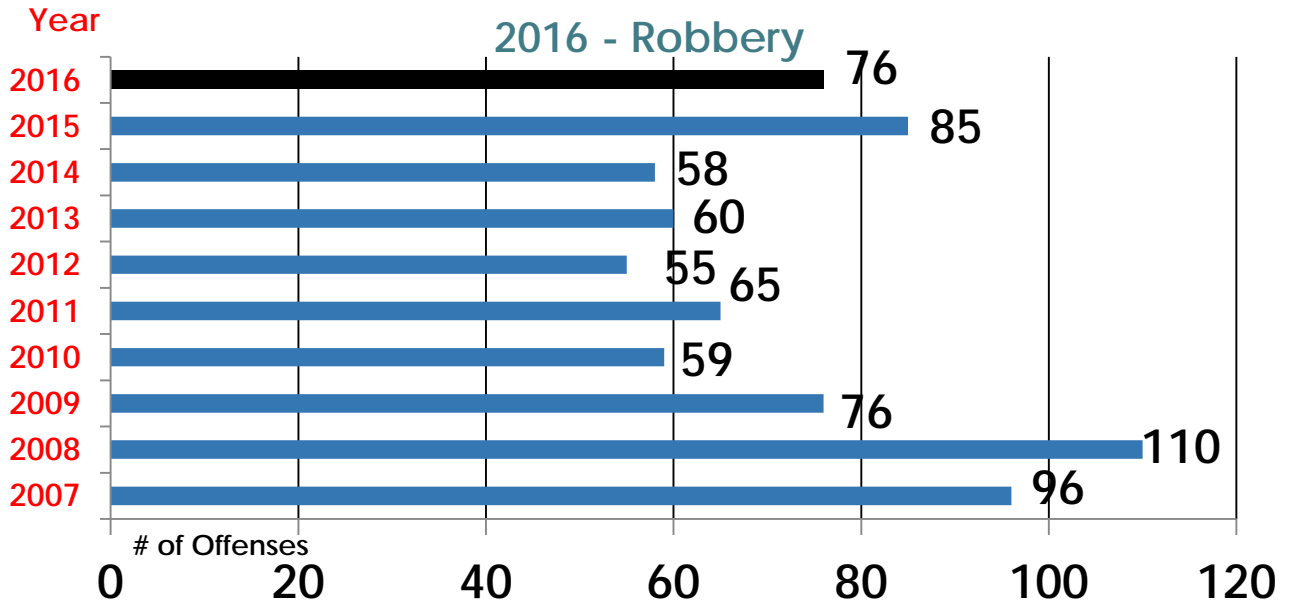
2016 - Other Forcible Sex Offenses

***NOTE:**

In an effort to maintain transparency and the continuity of information, the Department will report Forcible Rape and Other Forcible Sex Offenses as 2 separate categories from calendar year 2014 forward. Other Forcible Sex Offenses includes the following: Forcible Sodomy, Forcible Fondling, and Forcible Object Penetration.

POLICE

DEPARTMENT

Annual
16 ReportCrimes Index

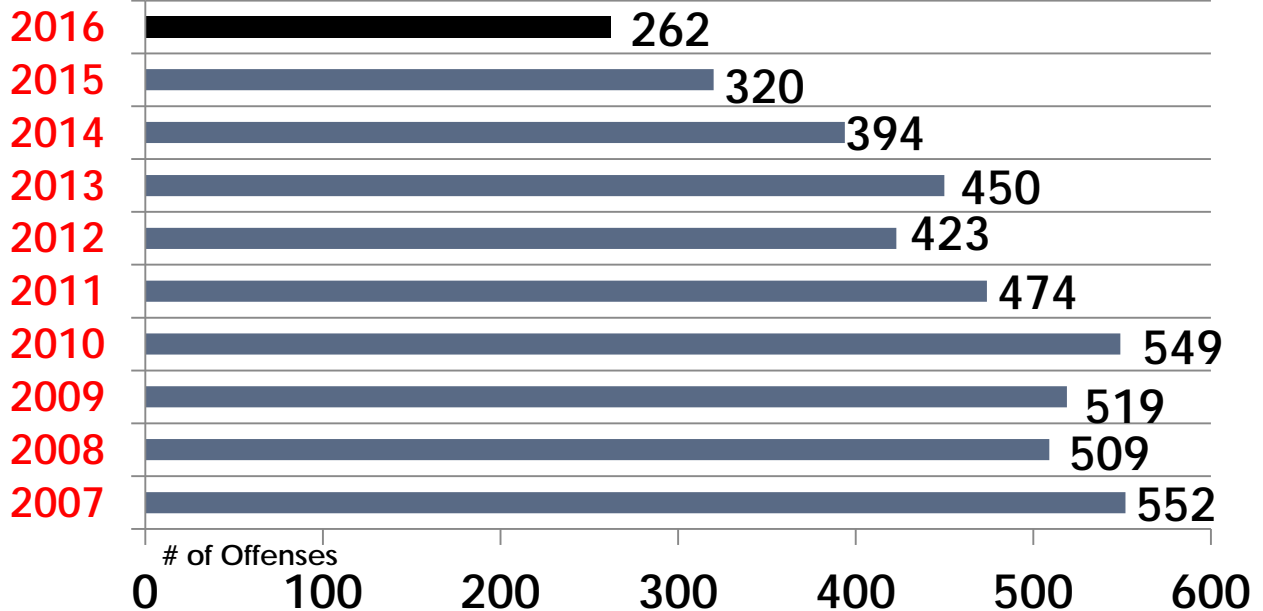
Annual 16 Report

**POLICE**

DEPARTMENT

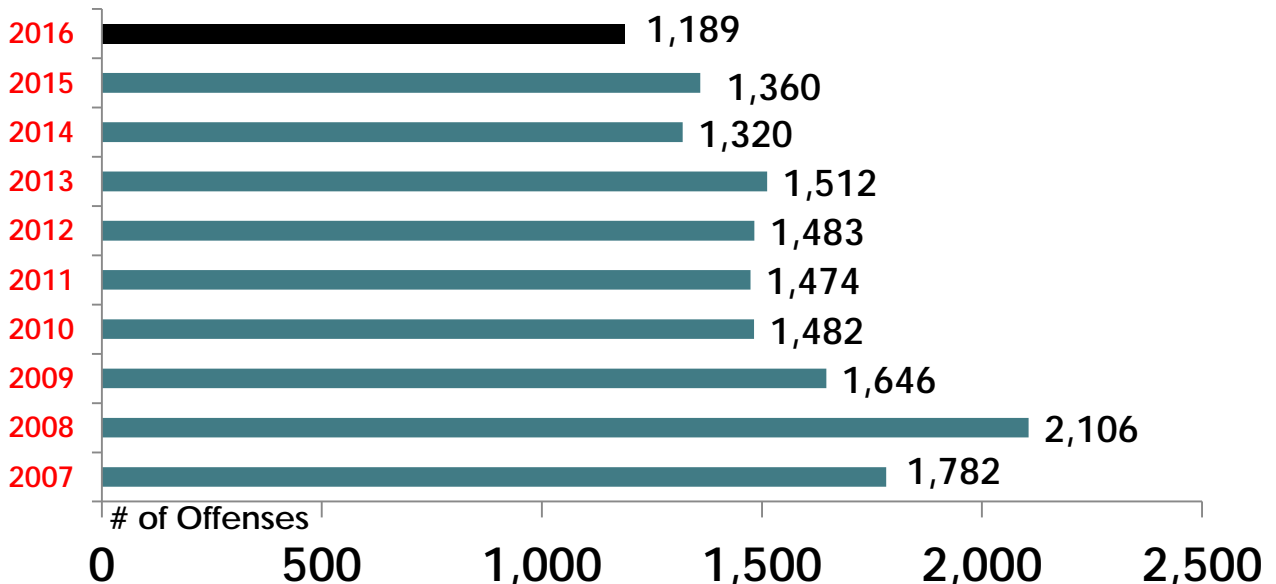
Year

2016- Burglary



Year

2016 - Larceny

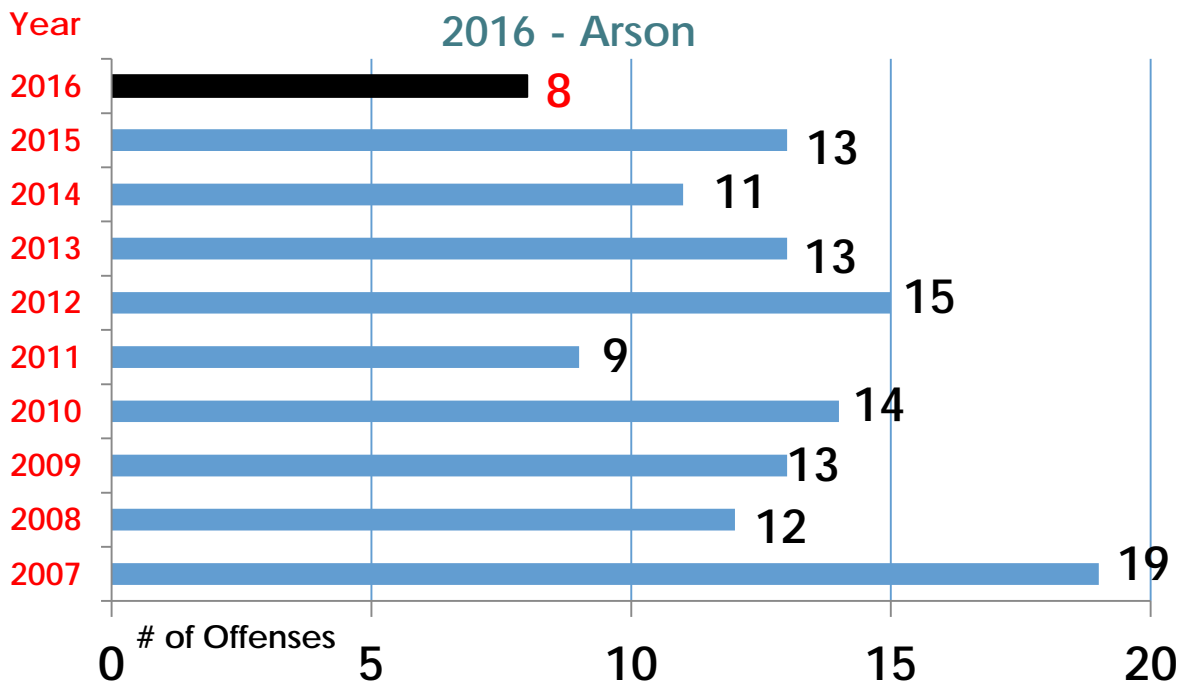
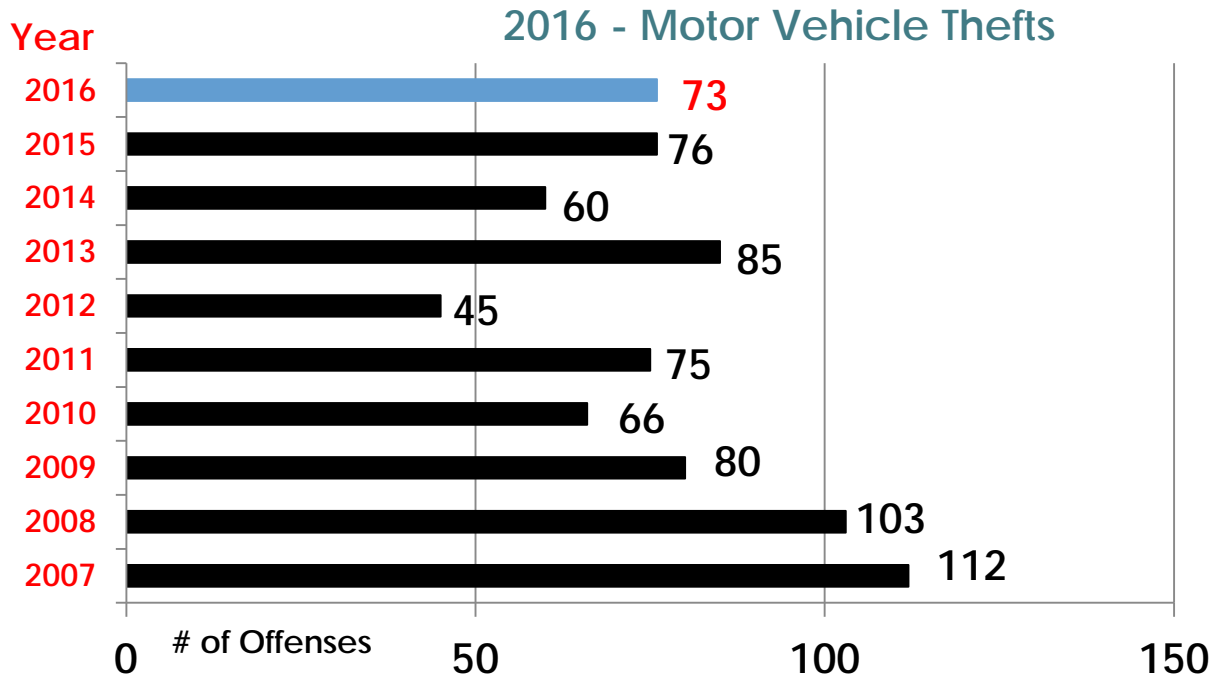
**Crimes Index**

Annual 16 Report



POLICE

DEPARTMENT



Crimes Index

POLICE

DEPARTMENT

**Annual
16 Report****Crime Response Strategies**

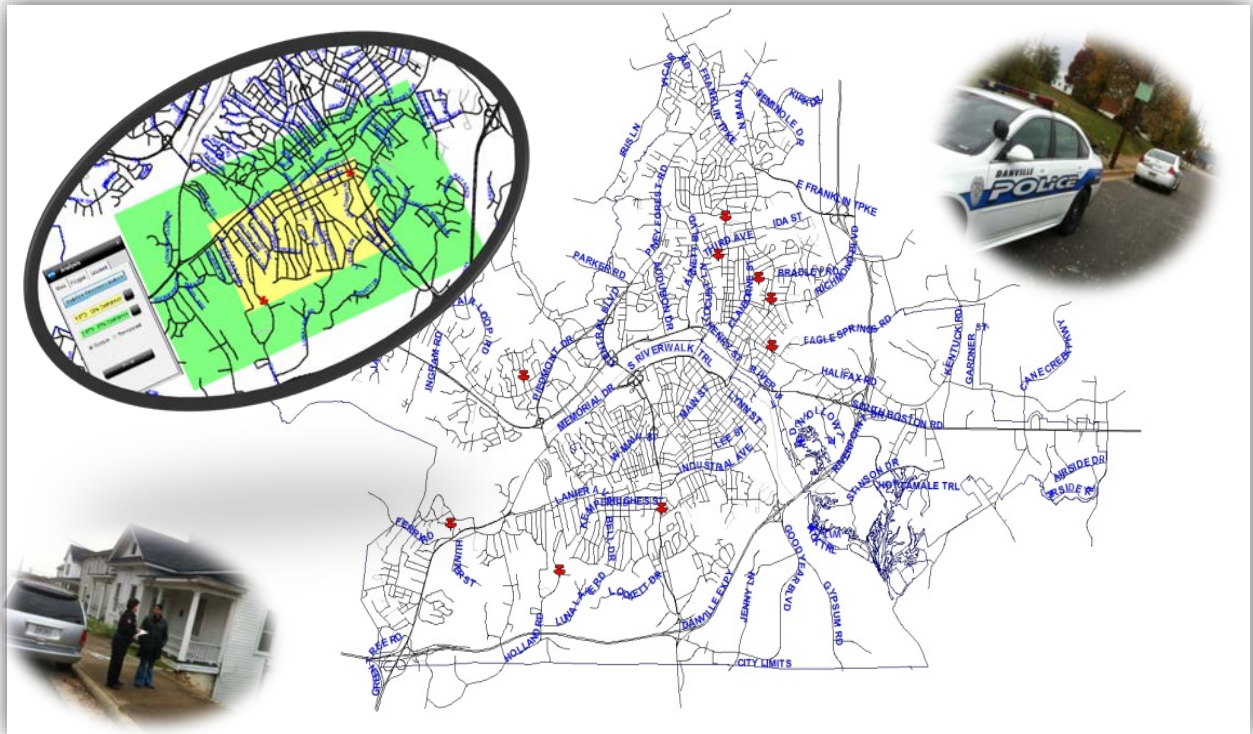
The Danville Police Department's response to crime, violent and non-violent, is multifaceted. Listed below are some of the initiatives we are employing to address crime.

- 84% of the Department's officers are involved in street level crime response and investigation. This is greater than the national average of almost 70%.
- A police officer responds to every report of a crime and interacts with the citizen.
- We create a written report for every crime reported to us. Accurate information is necessary to appropriately respond to crime issues and to allocate resources.
- We field a well trained and experienced Investigations Unit to investigate major crimes, including homicides.
- We field a well trained and experienced Gang Investigation Unit to monitor and track gang activity.
- While promotions are permanent, assignments are not. We rotate personnel through all assignments in the Department. The rotation is generally four years, but can be longer if necessary. Rotation is critical to: develop a flexible and well-rounded workforce; prevent stagnation; bring investigative skills back to patrol; plan for succession; and find assignments that employees are best suited for
- The level of experience of the 18 officers assigned to Investigations is adequate, is appropriately spaced, meets accepted policing standards, accommodates rotations, and, most importantly, works well.



D E P A R T M E N T

- We participate in several task forces that focus on both gang and drug activity.
- We use crime mapping to predict burglaries and assign officers to certain streets and neighborhoods. This has resulted in a significant reduction in burglaries.
- By using location and time data on reported crimes, supervisors are able to direct proactive patrols into geographic areas with higher probabilities of crime occurrence.





Annual 16 Report

Crime Response Strategies

- We participate in the National Integrated Ballistic Information Network (NIBIN) whereby all cartridge cases from crime scenes (including shots fired calls) are collected and their characteristics are entered into a national database to determine linkages.
- We have one officer assigned to our Crime Prevention program who works closely with businesses and citizens managing various programs, including Business Watch, Neighborhood Watch, Crimestoppers, Prescription Drug Take Back, Child Safety, Gun Safety and other citizen education programs.
- Our School Resource Officer Program places officers in the schools to create positive experiences with students and to ensure the safety of the school environment.
- We are actively partnering with the United States Attorney in Roanoke to combat violent crime and gang activity. We have regular conference calls and his staff work closely with Danville Commonwealth's Attorney to prosecute, when appropriate, gun cases and other violent crimes under the federal system.
- We are actively partnering with the Attorney General's office in Richmond to combat violent crime and gang activity. This office has made thousands of dollars in grants available to us to purchase necessary equipment and engage in community policing initiatives.
- We have hired a grant funded Crime Analyst to provide a higher level of expertise in analyzing our crime and our responses to it.

Annual 16 Report



POLICE

DEPARTMENT

Crime Response Strategies

- We are using grant funds to hire a crime expert with the RAND Corporation to perform a link analysis of involvements in our major crimes.
- We are currently applying for a grant to partially fund a legal review and rewrite of the department's entire policy manual and to develop a procedural manual to guide officer interaction with the community. This process will include regular training on policy that will occur throughout the year with the goal of avoiding incidents that contribute to citizen confrontations and civil unrest.
- We have in the last 18 months trained the majority of the officers in the department in Crisis Intervention Techniques (CIT) to enhance the defusing of potentially violent and volatile persons.
- We are partnering with Virginia State University to study our minority hiring practices and develop strategies to improve our success in attracting and hiring minorities.
- We are partnering with Averett University to identify property crime victims and make their homes more secure. The department's Crime Prevention officer performs an analysis of the identified homes and makes security upgrade recommendations. Averett students then help facilitate the security upgrades.
- We suggested, sought funding, and actively participated in the installation of the River District camera system with the goal of expanding it to critical areas in the city.



Annual 16 Report



Crime Response Strategies

- We will be seeking funding and support for an alarm reduction program in the 2017/18 budget to reduce the amount of time spent handling false alarms
- We will be seeking funding and support in the 2017/18 budget for a system that tracks and locates gunshots in critical areas of the city so that officers can respond more quickly, gather more evidence and suppress the frequency of gunshots.
- We will be seeking in the 2017/18 budget new, more visible Neighborhood Watch signs for installation in the affected neighborhoods.
- We will be seeking in the 2017/18 budget funding for Civil Disturbance Unit equipment for the entire department so that we can immediately and appropriately respond to disturbances.
- We will be seeking in the 2017/18 budget funding for three additional patrol vehicles to better meet our needs. We will seek additional vehicles in the following fiscal year.





Annual 16 Report

Response to Recent Gang Violence

- The Department has worked closely with the Commonwealth's Attorney in the execution of numerous search warrants to disrupt gang activity, learn about the gangs, and arrest gang members.
- We have worked closely with school administration to prevent the gang violence from migrating into the schools.
- We have formed a task force within the department to focus solely on the issue of gang violence.
- We have authorized the expenditure of necessary funds to adequately support these efforts.
- We have modified our tactics in response to gang behavior.
- We are working with other agencies to maximize our intelligence and effectiveness.



Annual 16 Report



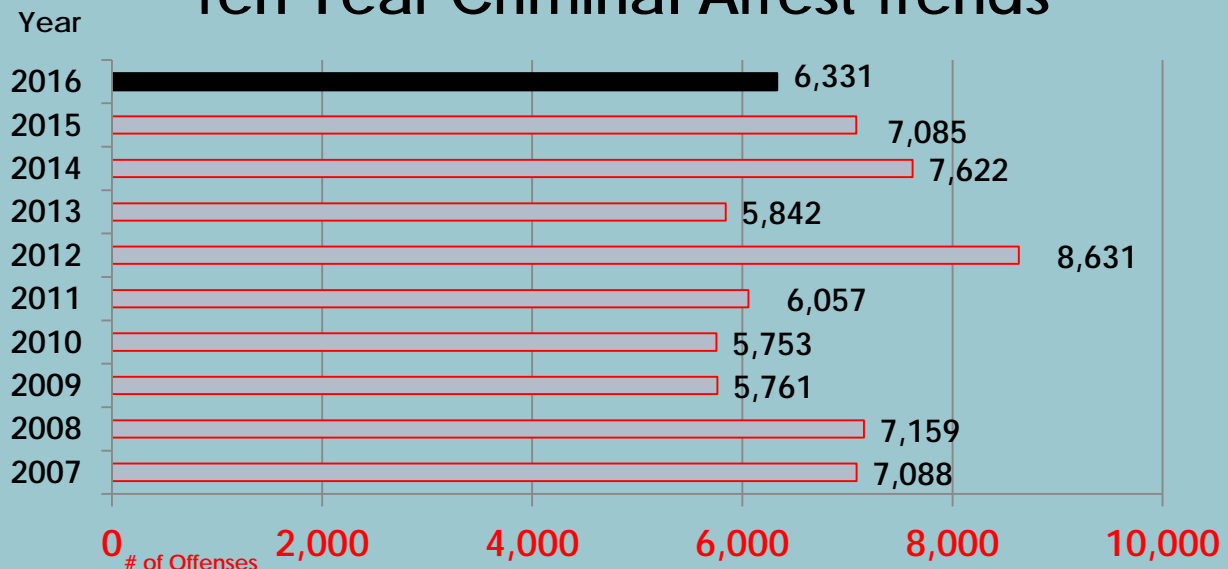
POLICE

DEPARTMENT

Top Ten Officers for Criminal Arrest – 2016 Summons, Warrant Service and On-View

Off. R. P. Wright - 255	Off. D. C. Lancaster - 243
Off. M. W. Bowen - 225	Off. S. G. Wiles-Lipscomb - 218
Off. J. M. Masi - 179	Off. A. M. Kenyi - 162
Off. J. M. Montgomery - 149	Off. B. P. Crozier - 138
Off. D. T. Shively - 136	Off. J. D. Dixon - 132

Ten Year Criminal Arrest Trends



Annual 16 Report



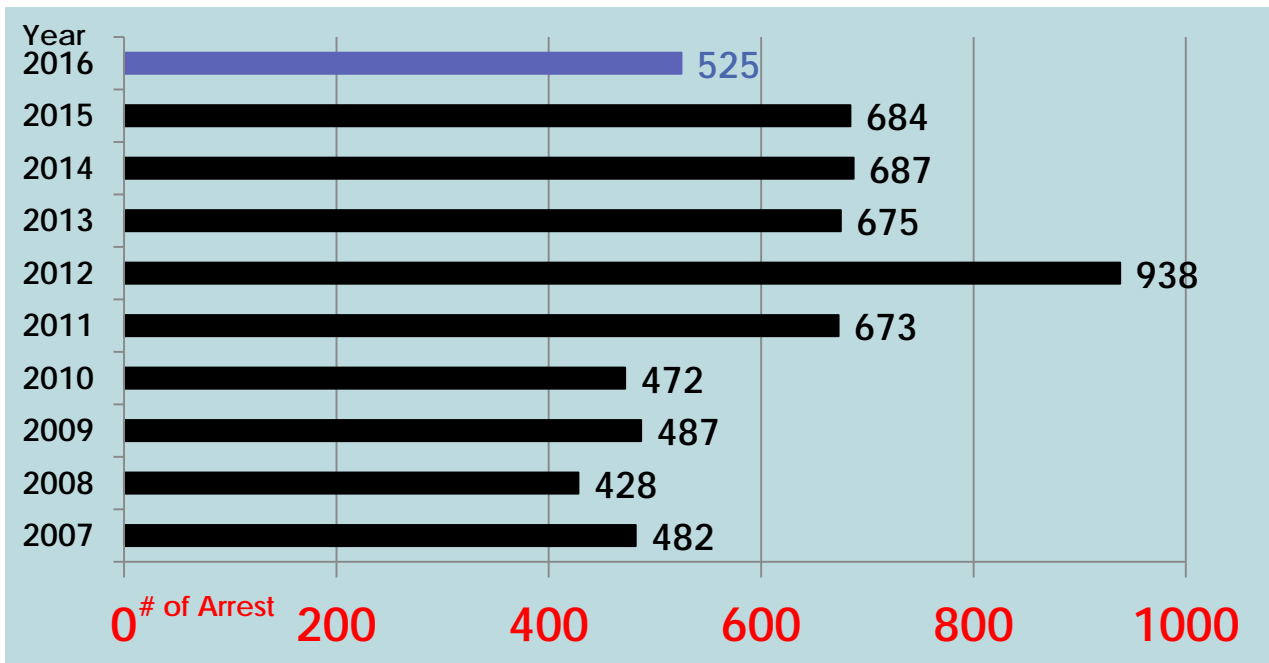
POLICE

DEPARTMENT

Top Ten Officers for Drug Arrest – 2016

Off. D. C. Lancaster – 84	Off. L. D. Land – 33
Off. R. P. Wright – 27	Off. W. R. Merrill – 23
Off. E. G. Wilson – 22	Off. J. M. Masi – 21
Off. A. D. Harn – 18	Off. J. D. Dixon – 16 Off. R. C. Landrum – 16
Off. M. J. Phillips – 15 Off. C. J. Snead – 15	Off. J. M. Montgomery – 10

Drug Arrest Ten Year Trend



POLICE

DEPARTMENT

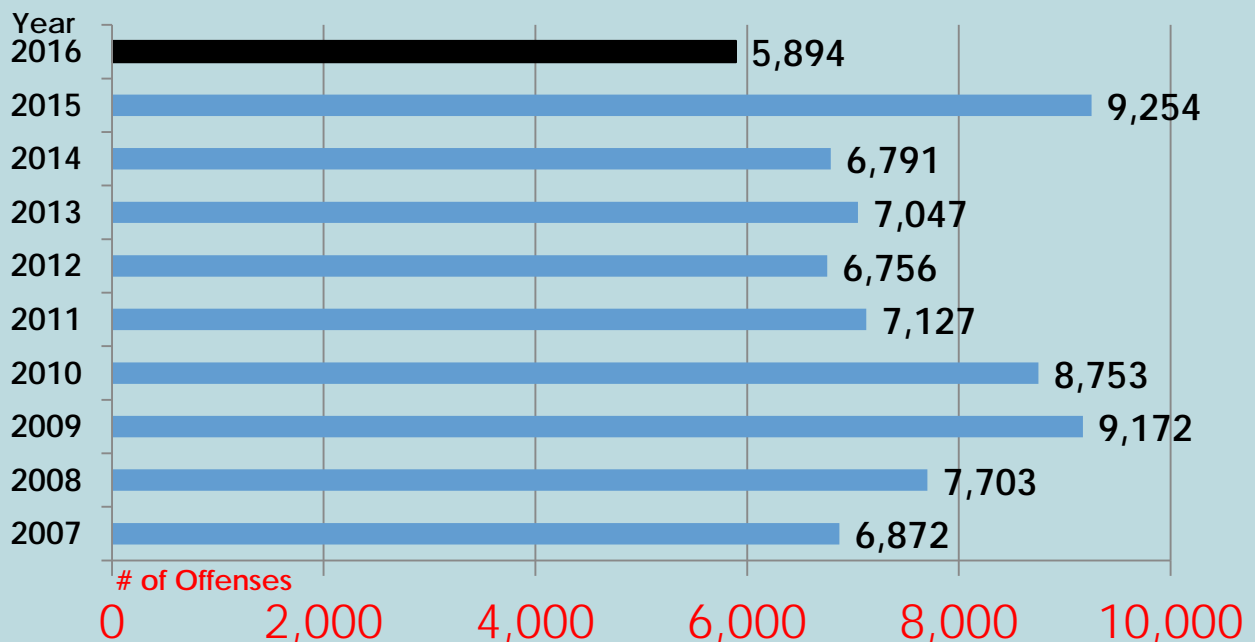


Annual 16 Report

Top Ten Officers for Citations Issued- 2016

Off. D. C. Lancaster - 404	Off. R. C. Landrum - 275
Off. J. D. Dixon - 249	Off. W. C. Shively - 215
Off. E. G. Wilson - 208	Off. C. S. Simpkins - 199
Off. A. D. Harn - 181	Off. C. J. Snead - 171
Off. J. A. Pulley - 160	Sgt. E. K. Thompson - 154

Ten Year Citation Trend



Annual 16 Report



POLICE

DEPARTMENT

Top Ten Violations Cited- 2016

Speeding – 1,409	Expired / No Inspection – 656
Suspended License – 928	Expired / Altered / No Registration – 533
No Drivers License - 338	Seat Belt Violations - 313
Child Safety Seat Violations – 146	Following To Close - 225
All Reckless Driving-207	Fail To Yield Right of Way - 192
All Other Traffic Violations Cited – 947	Total Number Citations Issued- 5,894

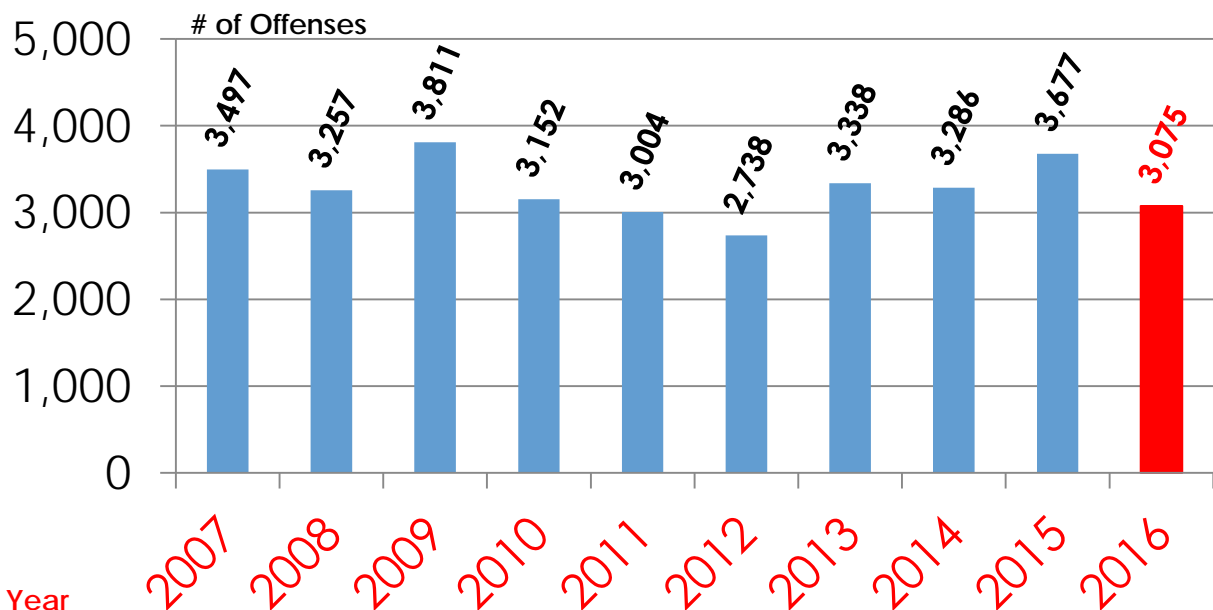
POLICE

DEPARTMENT

**Annual
16 Report**

Ten Year Warrant Trend

The Danville Police Department handles warrants many ways. Officers obtain warrants for crimes they are assigned to investigate or officers serve warrants obtained by other parties such as private citizens or other law enforcement agencies. The management of these documents falls to the Police Records Division. Once a warrant is obtained, it is entered into the Records Management System (RMS) and is tracked from entry to service. Warrants are also entered into the state and/or national wanted persons data base. Our warrant totals generally average in the thousands and range in subject matter from unpaid parking tickets to murder. The graph below depicts a ten year trend in warrants handled by the Danville Police Department.



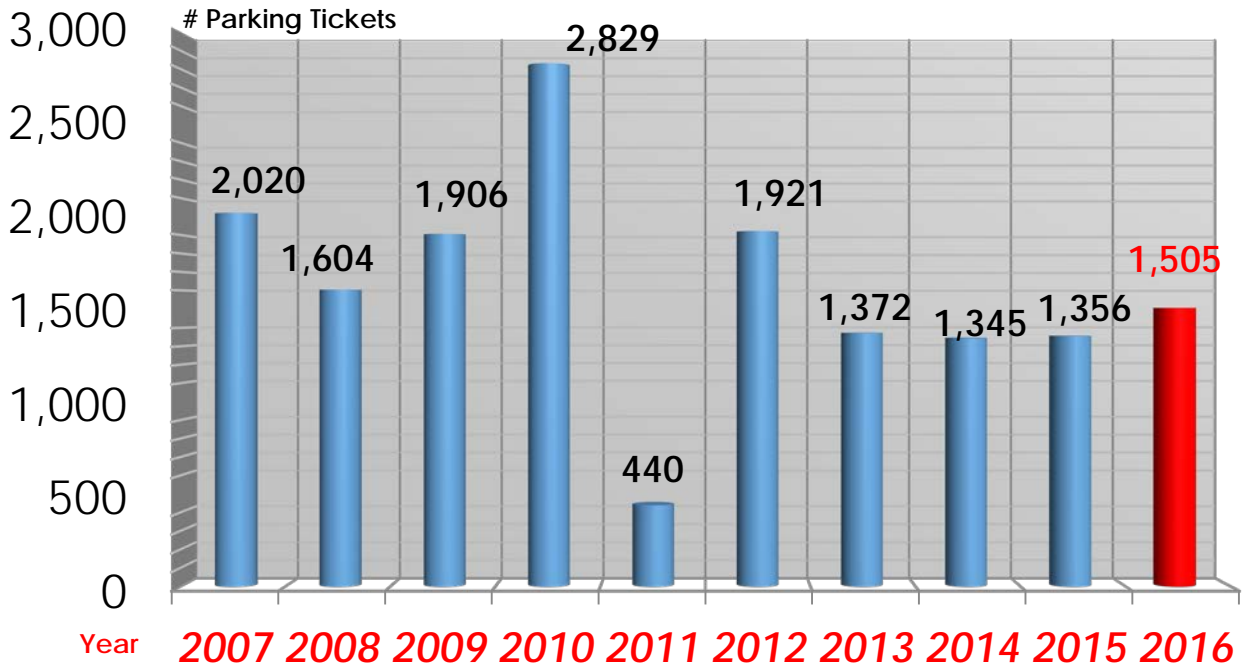
Annual 16 Report



POLICE

DEPARTMENT

Ten Year Parking Ticket Trend



Due to a resignation, the Danville Police Department did not have a Parking Enforcement Attendant employed for the greater portion of 2011

Annual 16 Report



POLICE

DEPARTMENT

Top Intersections for Vehicle Crashes - 2016

Piedmont Drive @ Westover Dr.	17	Piedmont Dr. @ Mt. Cross Rd-	11
Riverside Dr. @ Mt Cross Rd	10	Piney Forest Rd @ Arnett Blvd	8
Riverside Dr. @ Piney Forest Rd	8	Kentuck Rd @ South Boston Rd	7
Riverside Dr. @ Old Riverside Dr.	6	N. Main St @ River St -	5





Annual 16 Report

Police Data Initiative

In April of 2016, representatives from the Danville Police Department met at the White House complex to participate in the Police Data Initiative (PDI), a community of practice that includes leading law enforcement agencies, technologists, and researchers committed to improving the relationship between citizens and police through uses of data that increase transparency, build community trust, and strengthen accountability. This initiative arose out of recommendations found in the Task Force on 21st Century Policing. For some time, the Danville Police Department has actively released information on crime to include weekly reported incidents, arrest and warrants. The PDI focuses on police data such as agency employee characteristics, use of force data, community engagement activities and complaints. The Department published our first data set on employee characteristics later in the year and is currently working on publishing the next set on use of force data with others to follow.

"FACT SHEET: White House Police Data Initiative Highlights New Commitments." *National Archives and Records Administration*. National Archives and Records Administration, n.d. Web. 15 Feb. 2017.

<https://obamawhitehouse.archives.gov/the-press-office/2016/04/22/fact-sheet-white-house-police-data-initiative-highlights-new-commitments>



Annual 16 Report

New Digital Land Mobile Radio System

Following years of research and planning, the City of Danville Public Works Department launched a new digital land mobile radio system. In July of 2016, the Police Department became the first city department to become operational on this new system. It replaced a legacy analog VHF platform that suffered from increasing signal interference, poor signal penetration in large buildings and limitations in range, coverage and functionality.

The new UHF Kenwood Nexedge system, which includes multiple tower sites, mobile (vehicle) and portable (handheld) radios, will eventually serve all departments within the city and provide significantly improved signal range and penetration, clear voice quality in adverse background sound conditions such as wind and traffic. In addition the system will allow for contemporary safety and privacy features such as geo-location and encryption.



Annual 16 Report



POLICE

DEPARTMENT



Annual 16 Report



Grants for Fiscal Year 2015 / 2016

- **Speed Selective Enforcement Grant: \$10,939:** Virginia DMV pass through from the U.S. Department of Transportation National Highway Traffic Safety Office for selective enforcement pay and equipment purchase
- **Alcohol Selective Enforcement Grant: \$10,825:** Virginia DMV pass through from the U.S. Department of Transportation National Highway Traffic Safety Office for selective enforcement pay
- **Occupant Protection Selective Enforcement Grant: \$5,760:** Virginia DMV pass through from the U.S. Department of Transportation National Highway Traffic Safety Office for selective enforcement pay
- **Department of Justice JAG Grant: \$21,605:** For the purchase of Livescan equipment and software necessary to allow for the fingerprinting and photographing of certain juveniles adjudicated by the courts
- **Virginia Office of the Attorney General / Department of Justice JAG Grant: \$125,000:** For implementation of the Danville Crime Reduction Program by the City of Danville to be used to fund the salary and benefits of a crime analyst, directed patrol overtime, travel and training, equipment, and supplies.

Annual 16 Report



Grants for Fiscal Year 2015 / 2016

- **Department of Justice Bulletproof Vest Partnership Grant: \$6,673.50:** The Bulletproof Vest Partnership (BVP), created by the Bulletproof Vest Partnership Grant Act of 1998 is a unique U.S. Department of Justice initiative designed to provide a critical resource to state and local law enforcement. This grant provides funds to pay for 50% of the cost of body armor for Danville Police Officers.
- **Sam's Club Community Foundation Grant: FY16 - \$1,000:** For supplies, educational and promotional items for Crime Prevention Programs.
- **Wal Mart Community Foundation Grant: FY16 - \$ 1,500:** For supplies, educational and promotional items for Crime Prevention Programs.
- **Wal Mart Neighborhood Market Community Foundation Grant: FY16 - \$ 1,000:** For supplies, educational materials and promotional items for National Night Out

Annual 16 Report



POLICE

DEPARTMENT

Special Events

Attempts are regularly made to recognize and publicize special events connected to the Department and the community connections that they strive to establish. These events include many opportunities for one on one police to citizen interaction, and continue all throughout the year.

National Night Out 2016



Out & About

Annual 16 Report



POLICE

DEPARTMENT

Special Events / NNO 2016



Out & About

Annual 16 Report



POLICE

DEPARTMENT

VSP Trooper Wade demonstrates newly acquired technology for DPD Crime Scene Search Unit Techs Cannaday, Willard and a DPD Intern



One of many Child ID – Fingerprinting events citywide



Traffic monitoring at the River District Creep Candy Crawl

Out & About

Annual 16 Report



POLICE

DEPARTMENT



Hanging Out at the Boys and Girls Club

Annual 16 Report



POLICE

DEPARTMENT



Two Prescription Drug Take Back Events Annually



Career Fair at DCC



Out & About

Annual 16 Report



POLICE

DEPARTMENT



DPD officers with
Summer Campers at
Coates Rec Center



DPD officers with
Westover Christian
Academy's Summer
Campers



Gun Safety with DPD
and Eddie Eagle



DPD and other City
Departments at a
Neighborhood Watch
Meeting

Annual
16 Report



POLICE

DEPARTMENT

SOVA Youth Career Expo 2016



**CAREER
CHOICE**
IMAGINECONNECTEXPLORE



Annual 16 Report



POLICE

DEPARTMENT

Shop with a Cop 2016



Out & About

Annual 16 Report



POLICE

DEPARTMENT

Shop with a Cop 2016



Sponsored by the Fraternal Order of Police Lodge 36 and Target

Out & About

Annual 16 Report



POLICE

DEPARTMENT

A BIG THANK YOU for the Community's Support of DPD



Thank you Golden Leaf Bistro for the support, and the lunch today!




Annual 16 Report



POLICE

DEPARTMENT

A BIG THANK YOU for the Community's Support of DPD



Annual 16 Report



POLICE

DEPARTMENT



DPD officers refreshing their First Aid / CPR skills

*SWAT officers
Training with
the Danville
Fire Dept.*



Out & About

Annual 16 Report



POLICE

DEPARTMENT

*SWAT officers
training with the
Danville Fire Dept.*



Out & About

Annual 16 Report



POLICE

DEPARTMENT

Officer Traffic Safety Awards

Each year the Department recognizes officers who have consistently performed at exceptional levels in select areas of Traffic Safety Enforcement. The overall top performance in DUI, Speed, Safety Belt and Child Safety Seat enforcement are depicted below.



Officers Harn, Shively, & Lancaster are presented with Overall Top Performer Awards for outstanding performance in DUI, Speed, Safety Belt, and Child Safety Seat enforcement for 2016



Danville VA Police @DanvillePD
Congrats to DT Shively for receiving the Va. MADD DUI Enforcement Award today. Pictured with Capt. BG Creasy.

Awards and Recognition

Annual 16 Report



POLICE

DEPARTMENT

The Department strives makes every effort to recognize employees for their hard work and dedication. Additionally, outside organizations around the region often approach the Command Staff for recommendations for officers who are deserving of recognition for their performance in the community.

Inv. Harry Torres is presented the Officer of the Year Award from American Legion Post 1097



Awards and Recognition

Annual 16 Report



POLICE

DEPARTMENT



DPD officers recognized for years of service at a ceremony on Monday April 18, 2016. Service ranged from 5 years to 30 years. Together this represented 120 years of service! Six other officers also received awards but were unable to attend.

Awards and Recognition

Annual 16 Report



POLICE

DEPARTMENT



Off. D.J. Branch



Off. E. J. Marenyi



Off. D. W. Osborne



Off. M. J. A. Booth

New Officers - 2016

Annual 16 Report



POLICE

DEPARTMENT



Off. J. S. Stadler



Off. A. F. Naff



Off. A. C. Norris



Off. A. L. Daily Jr.

New Officers - 2015

Annual 16 Report



POLICE

DEPARTMENT



Off. L. I. Neighbors



Off. J. R. Myrick



Off. C. D. Fitzgerald



Off. W. H. Watlington



Off. J. H. Newby

New Officers - 2016

Annual 16 Report



POLICE

DEPARTMENT



**Off. J. S. Stadler Officers Naff, Stadler
and Norris taking their Oath of Office**



**Piedmont Regional Criminal Justice
Training Academy Graduation 2016**

New Hires - 2016

Annual 16 Report



POLICE

DEPARTMENT



**Piedmont Regional Criminal Justice Training
Academy Graduates with Chief Broadfoot**

Annual 16 Report



POLICE

DEPARTMENT



Jeff Capps

**Quartermaster / Fleet
Management**



Carol Henely

Senior Secretary



Jason Smythe

Crimes Analyst



Donald Smith

Records Manager

New Civilian Staff - 2016

Annual 16 Report



POLICE

DEPARTMENT

2016 Retirements

Lt. J. W. Smith



Cpl.. S. C. Conner



Off. R. L. Martin



Annual 16 Report



POLICE

DEPARTMENT

Police Vehicle Transition From Sedans to SUVs

The modern police vehicle serves not solely as transportation, but as a mobile office and communications center for law enforcement officers in the field. Over the years the number of technology and equipment components in our vehicles has increased significantly: mobile computer terminals, in-car video systems, eSummons printers and multiple weapon systems just to name a few. Law enforcement agencies across the country have begun to move increasingly toward an SUV platform. Once reserved primarily for rural agencies with challenging terrain or weather conditions, an SUV provides agencies with increased space, size and flexibility to significantly improve officer ergonomics and safety. After a trial deployment of two full-sized SUVs, the Department selected the Chevrolet Tahoe PPV (Police Pursuit Vehicle) as our new police fleet vehicle.



Annual 16 Report



POLICE

DEPARTMENT



New Evidence Collection Vehicle

In the fall of the year the Department took delivery of a new Evidence Collection Vehicle for our Crime Scene Unit. The vehicle, based on a Ford E-350 chassis, is purpose-built for this mission. It is a low profile walk-in unit with ample storage for supplies, a generator and air conditioned work space for Crime Scene Techs while staged at a crime scene or other critical event. The vehicle also came equipped new crime scene processing equipment and supplies. It was purchased as a capital and special project to replace a 2004 standard cargo van.



POLICE

DEPARTMENT


**Annual
16 Report*****A Glimpse Into The Future***

Departments that continue to find and implement emerging and innovative technology and operational best practices are better able to serve their community when they bring those resources to bear. The tasks of prevention, investigation, apprehension and record keeping will always be with us. The ability to harness and manage the technologies of the future will be a defining aspect of the measure of our success. The City of Danville Police Department enthusiastically embraces our future as we continue to serve the Dan River Region. The men and women of the Danville Police Department are proud to serve the citizens of the region and look forward to their continued support during 2017.

Annual Report

2016

P O L I C E
D E P A R T M E N T



Visit us @ www.danville-va.gov

Follow Us

