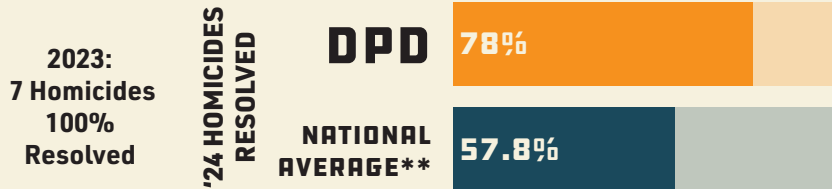


# VIOLENT CRIMES

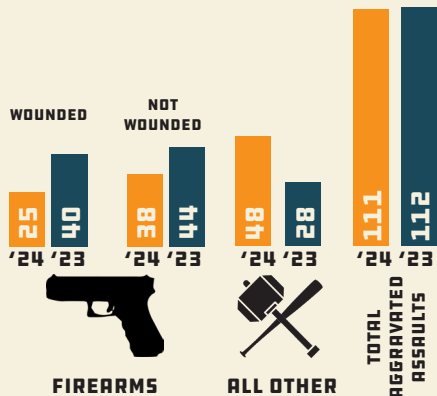
## 9 HOMICIDES; 7 RESOLVED



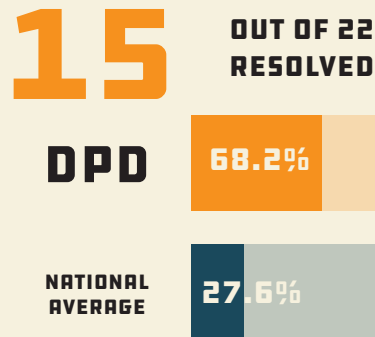
**AGGRAVATED ASSAULTS**  
91 of 111 victim cases were resolved

DPD RESOLVED: 82% NATIONALLY: 46.1%

### AGGRAVATED ASSAULTS: A BREAKDOWN



## ROBBERIES



# PROPERTY CRIMES

**BURGLARIES DROPPED**  
**FROM 98 TO 92 IN 2024.**  
DPD CASES RESOLVED: 52.2%  
NATIONAL AVERAGE: 14.4%




**STEALING FROM MOTOR VEHICLES**  
**FELL 13% COMPARED TO 2023**

144 THEFTS IN 2024

165 THEFTS IN 2023

31%  
DROP IN THEFT OF  
MOTOR VEHICLES

63 vehicles stolen  
in 2024 compared  
to 91 in 2023



**MAJOR CRIME GRAND TOTAL**  
**IN 2024, THE CITY OF**  
**DANVILLE HAD A REDUCTION IN**  
**MAJOR CRIMES OVERALL OF 8%**

The Danville Police Department is thankful for your support.  
Together, we will work toward more crime reductions in 2025.



**DANVILLE POLICE**  
**DEPARTMENT**  
**2024 Crime Data\***

\* Unofficial numbers. Crime data and statistics could change, and will be finalized later in 2025 by the Virginia State Police.  
\*\* FBI National Case Clearance Rate for 2023